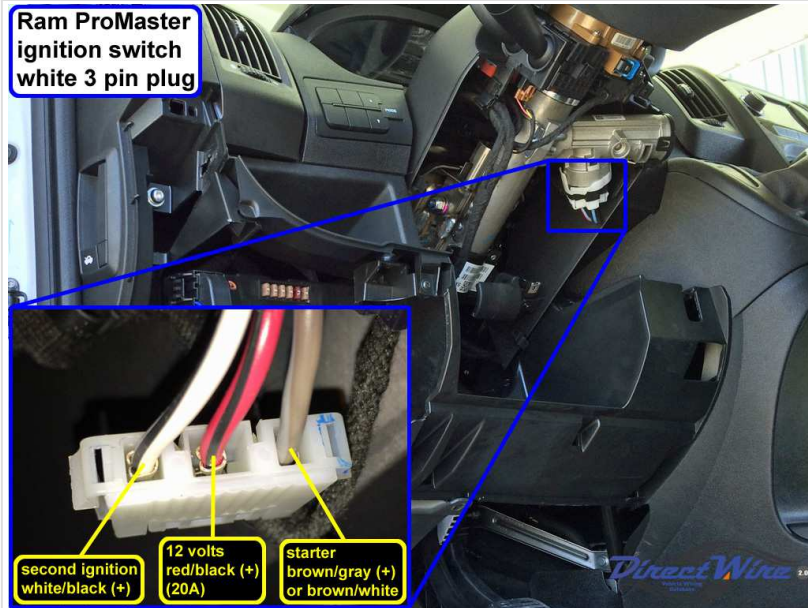


2017 Dodge/Ram ProMaster (Diesel) - North America			
Item	Wire Color	Polarity	Wire Location
12 Volts	Red/Black (20A)	+	Ignition Switch, white 3 pin plug, pin 2
Second 12 Volts	Red (70A)	+	BCM/Dash Fuse Box, gray 2 pin plug, pin A
Ground	(chassis ground)		
Starter	Brown/White (gas); Brown/Gray (diesel)	+	Ignition Switch, white 3 pin plug, pin 3
Ignition	Blue/Red	+	Ignition Switch, white 4 pin plug, pin 2
Second Ignition	White/Black	+	Ignition Switch, white 3 pin plug, pin 1
Accessory	Blue	+	Ignition Switch, white 4 pin plug, pin 1
Key Release	Lt. Green	Cut	Key Lock Solenoid, white 2 pin plug, pin 2
CAN Bus High	Lt. Green (CAN C)	Data	OBD-Data Link Connector, black 16 pin plug, pin 6
CAN Bus Low	Brown (CAN C)	Data	OBD-Data Link Connector, black 16 pin plug, pin 14
CAN Bus High 2	White (CAN B)	Data	OBD-Data Link Connector, black 16 pin plug, pin 9
CAN Bus Low 2	Blue (CAN B)	Data	OBD-Data Link Connector, black 16 pin plug, pin 1
Power Lock	Blue/Yellow (key switch)	-	BCM/Dash Fuse Box, green 60 pin plug (C6), pin 53
Power Unlock	(same as power lock, front doors only); (for rear doors see trunk/hatch release)	- 1000 Ohms	
Lock Motor	orange/lt. green	5 wire	BCM/dash fuse box, black 32 pin plug (C5), pin 32
Driver Unlock Motor	white/black (front doors)	5 wire	BCM/dash fuse box, black 32 pin plug (C5), pin 18
Passenger Unlock Motor	red/black (rear sliding/cargo doors)	5 wire	BCM/dash fuse box, black 32 pin plug (C5), pin 14
Factory Alarm Arm	(arms on lock with door open)		
Factory Alarm Disarm	(see disarm no unlock)		
Disarm No Unlock	(transponder and ignition)		
Parking Lights	yel/gn (LF); yel/gy (RF); yel/gn (LR); yel/bu (RR)	+	BCM, blk 60 pin plug (C4), pins 55, 54; grn 60 pin plg (C6), pins 47,17
Parking Lights -	Yellow/Black	-	Headlight Switch, black 12 pin plug, pin 7
Hazards	violet/orange	-	BCM/dash fuse box, rear, brown 60 pin plug (C8), pin 55
Turn Signal (Left)	blue/white (F); blue/white (R)	+	BCM, black 60 pin plug (C4), pin 31; green 60 pin plug (C6), pin 19
Turn Signal (Right)	blue/black (F); blue/black (R)	+	BCM, black 60 pin plug (C4), pin 46; green 60 pin plug (C6), pin 18
Headlight	white/lt. green (high beam)	-	headlight switch, black 12 pin plug, pin 6
Reverse Light	white/lt. green	+	BCM/dash fuse box, green 60 pin plug (C6), pin 31
Left Front Door Trigger	White/Violet	-	BCM/Dash Fuse Box, green 60 pin plug (C6), pin 50
Right Front Door Trigger	white/black	-	BCM/dash fuse box, green 60 pin plug (C6), pin 51
Left Rear Door Trigger	(same as right rear door trigger)		
Right Rear Door Trigger	black/violet	-	BCM/dash fuse box, green 60 pin plug (C6), pin 33
Dome Light	white/yellow	+	BCM/dash fuse box, green 60 pin plug (C6), pin 8
Trunk/Hatch Pin	white/blue (rear cargo doors)	-	BCM/dash fuse box, green 60 pin plug (C6), pin 35
Hood Pin	black/red	-	BCM/dash fuse box, black 60 pin plug (C4), pin 8

2017 Dodge/Ram ProMaster (Diesel) - North America			
Item	Wire Color	Polarity	Wire Location
Trunk/Hatch Release	Gray/White or White/Gray (rear doors unlock)	- 1000 Ohms	BCM/Dash Fuse Box, green 60 pin plug (C6), pin 27 or 41
Tachometer	blue/black (gas); white/yellow (diesel)	ac	camshaft position sensor, 4 pin plug, pin 1 or 2
Fuel Pump	gray	+	center console bhnd cup holders, 24 pin plg, pin 9
Rear Defroster	brown/blue	- latched	BCM/dash fuse box, green 60 pin plug (C6), pin 21
Mirror Defroster	yellow/black	- latched	BCM/dash fuse box, black 60 pin plug (C4), pin 19
Left Front Heated Seat	(switch is part of seat)		
Right Front Heated Seat	(switch is part of seat)		
Speed Sense	gray/white (3.6L only)	ac	PCM on driver side of engine, black 96 pin plug, pin 34
Brake Wire	lt. green/white	+	brake switch, white 4 pin plug, pin 4
Parking Brake	orange/white	-	BCM/dash fuse box, green 60 pin plug (C6), pin 44
Horn Trigger	brown/lt. green	-	BCM/dash fuse box, black 60 pin plug (C4), pin 51
Wipers	white/blue (LO); white/black (HI)	+	BCM/dash fuse box, black 60 pin plug (C4), pins 10, 4
Left Front Window (Up/Down)	red/black - black/red	A	BCM/dash fuse box, black 32 pin plug (C5), pins 1 - 2
Right Front Window (Up/Down)	red - black/violet	A	BCM/dash fuse box, black 32 pin plug (C5), pins 30 - 15
Radio 12V	red/yellow	+	radio, 16 pin plug, pin A4 or 52 pin plug, pin 44
Radio Ground	black	-	radio, 16 pin plug, pin A8 or 52 pin plug, pin 43
Radio Ignition	blue/lt. green (base); (CAN B on premium)	+	radio, 16 pin plug, pin A7
Radio Illumination	yellow/gray (base); (CAN B on premium)	dimmer	radio, 16 pin plug, pin A6
Left Front Speaker (+/-)	yellow - yellow/black	+,-	radio, 16 pin plug, pins B5 - B6 or 52 pin plug, pins 47 - 51
Right Front Speaker (+/-)	violet/orange - violet/black	+,-	radio, 16 pin plug, pins B3 - B4 or 52 pin plug, pins 46 - 50
Left Rear Speaker (+/-)	orange - orange/black	+,-	radio, 16 pin plug, pins B7 - B8 or 52 pin plug, pins 48 - 52
Right Rear Speaker (+/-)	lt. green - lt. green/black	+,-	radio, 16 pin plug, pins B1 - B2 or 52 pin plug, pins 45 - 49
Aux. Audio Input Left (+/-)	white - black	+,-	radio, 52 pin plug, pins 16 - 7
Aux. Audio Input Right (+/-)	lt. green - black	+,-	radio, 52 pin plug, pins 6 - 7
RSE Video (+/-)	red - white (rear view camera video)	+,-	radio, 52 pin plug, pins 31 - 32
Satellite Radio 12 Volts	(built into radio)		
Headunit	irregular		center of dash
Left Front Speaker	6.5		left front door
Right Front Speaker	6.5		right front door
Satellite Radio Tuner	(built into radio)		

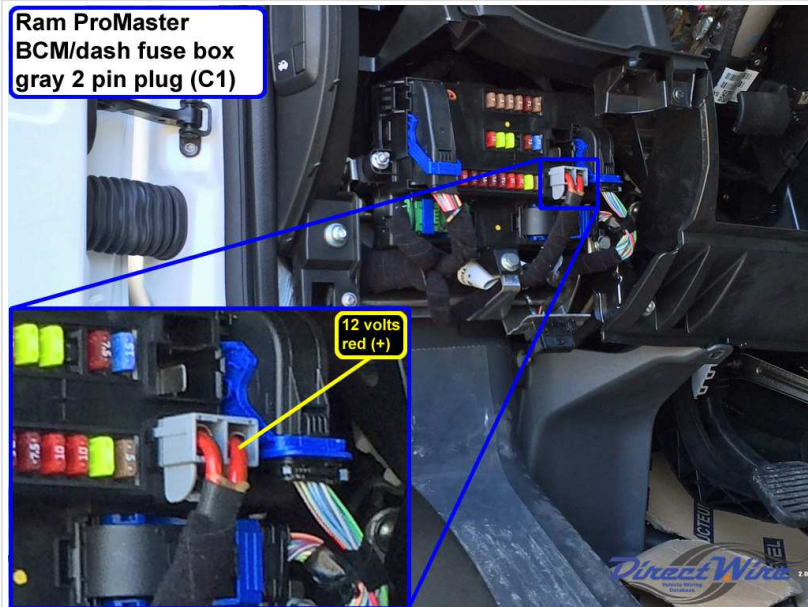
Wiring Photo and Notes: 12 Volts

Wiring Photo and Notes: 12 Volts



There are no notes for this wire.

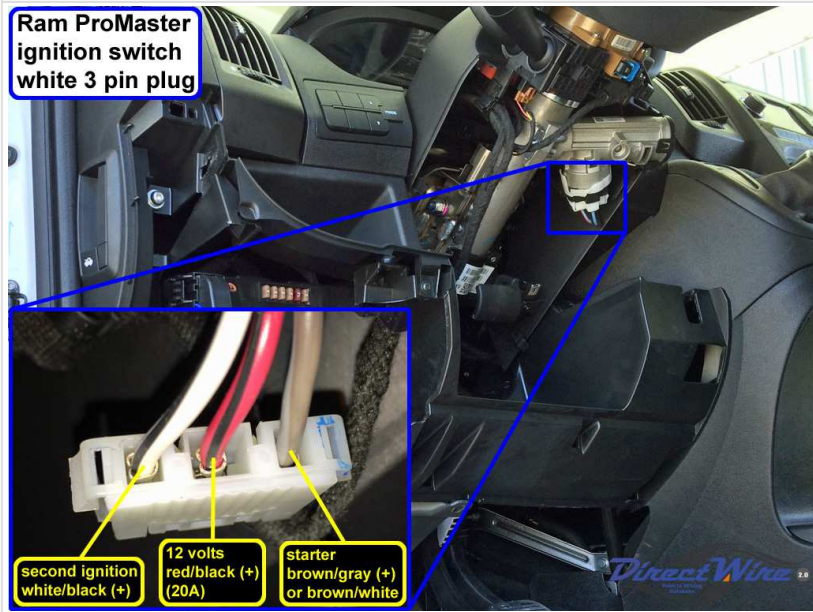
Wiring Photo and Notes: Second 12 Volts



There are no notes for this wire.

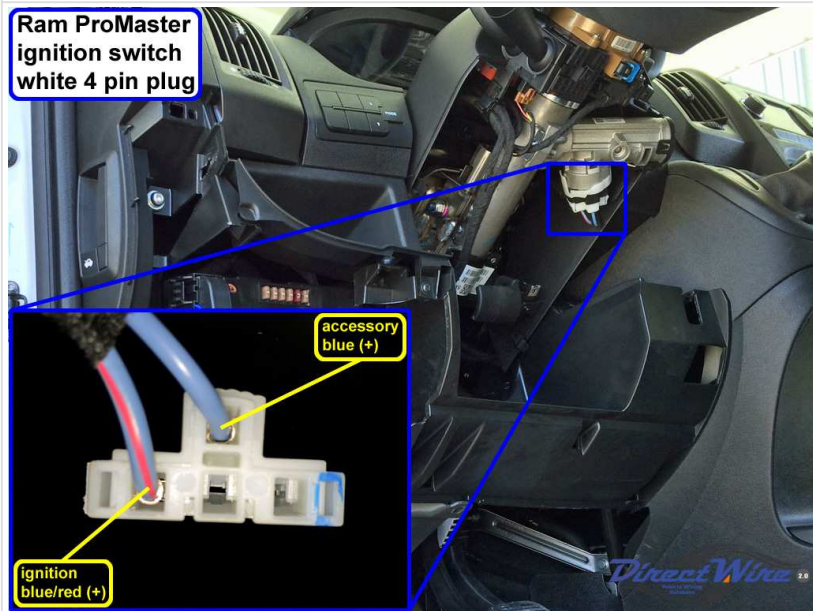
Wiring Photo and Notes: Starter

Wiring Photo and Notes: Starter



There are no notes for this wire.

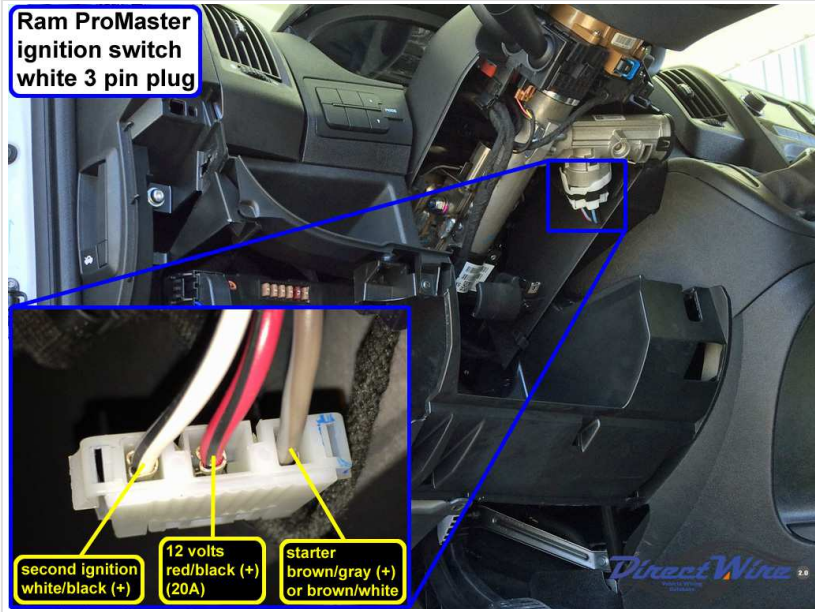
Wiring Photo and Notes: Ignition



There are no notes for this wire.

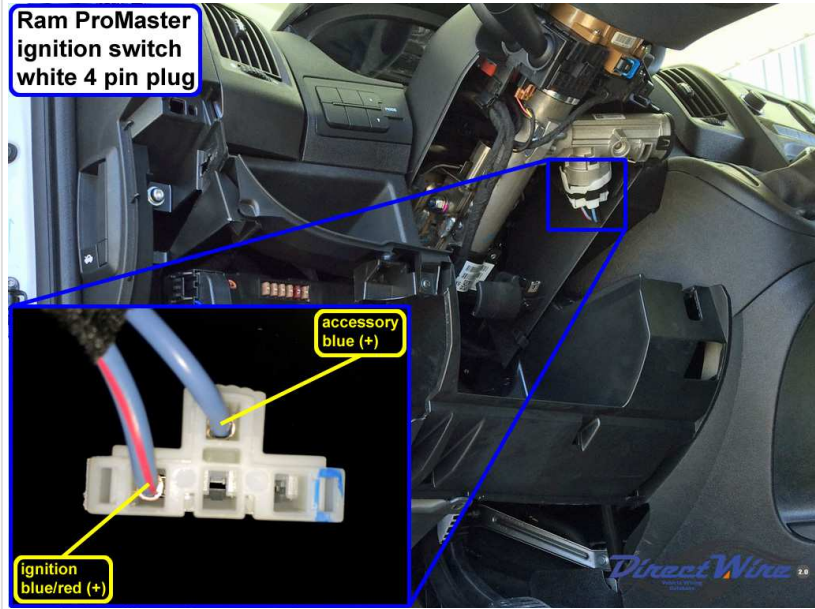
Wiring Photo and Notes: Second Ignition

Wiring Photo and Notes: Second Ignition



There are no notes for this wire.


Wiring Photo and Notes: Accessory



There are no notes for this wire.

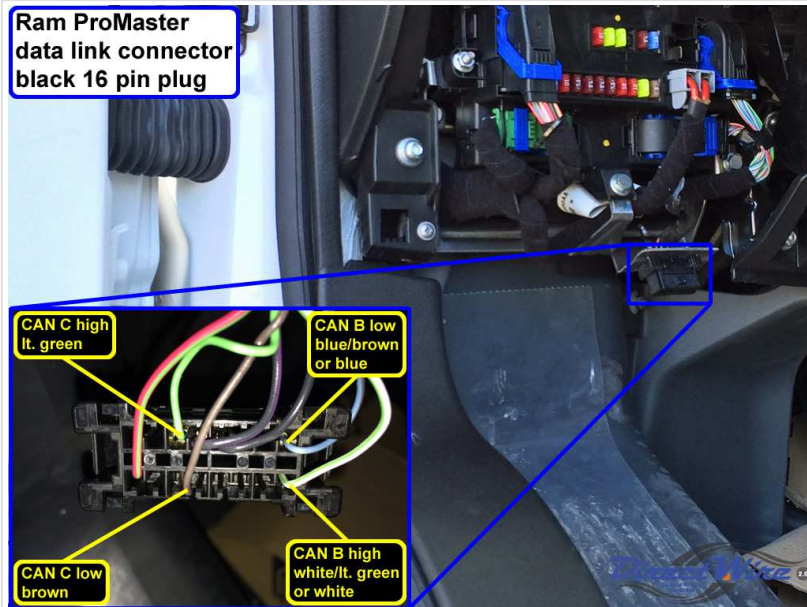
Wiring Photo and Notes: Key Release

Wiring Photo and Notes: Key Release



There are no notes for this wire.

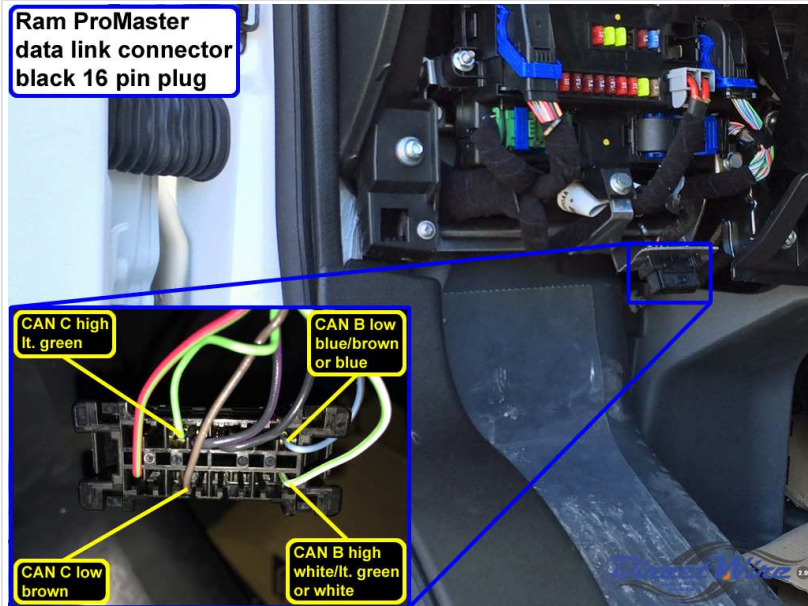
Wiring Photo and Notes: CAN Bus High



There are no notes for this wire.

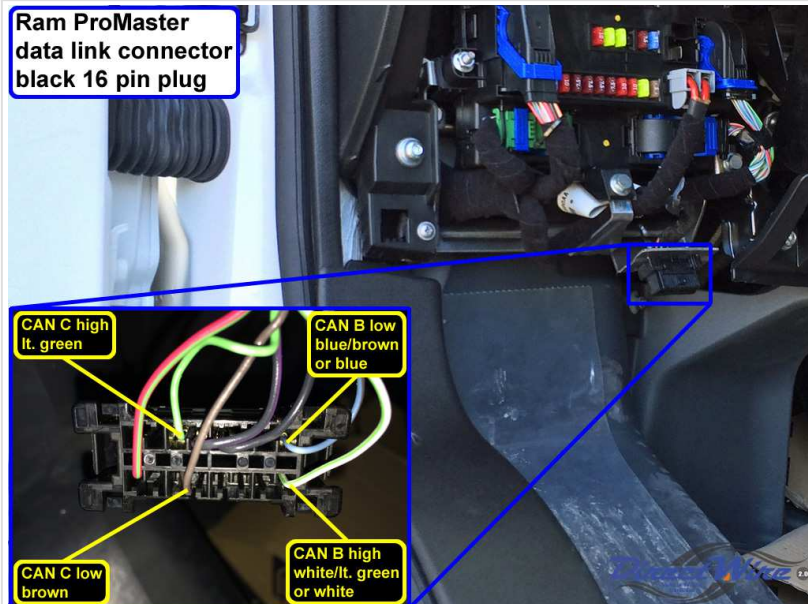
Wiring Photo and Notes: CAN Bus Low

Wiring Photo and Notes: CAN Bus Low



There are no notes for this wire.

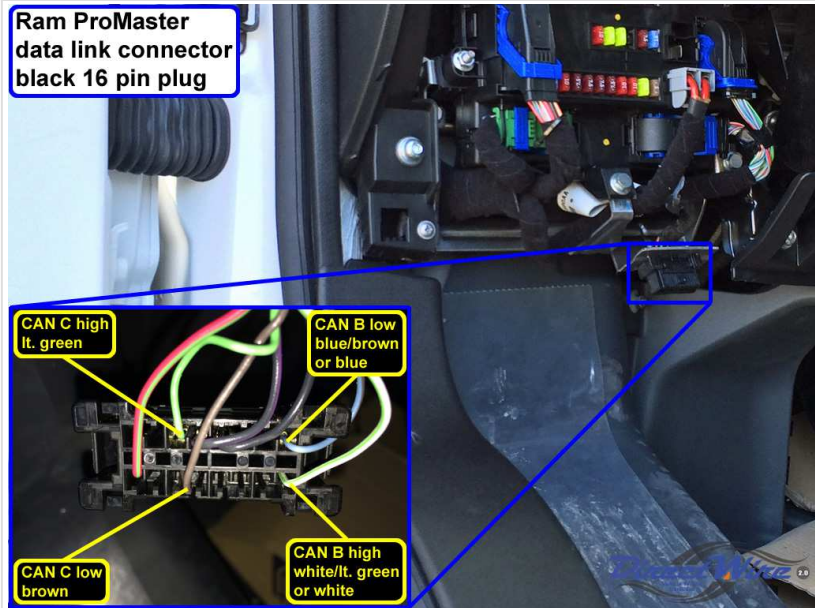
Wiring Photo and Notes: CAN Bus High 2



There are no notes for this wire.

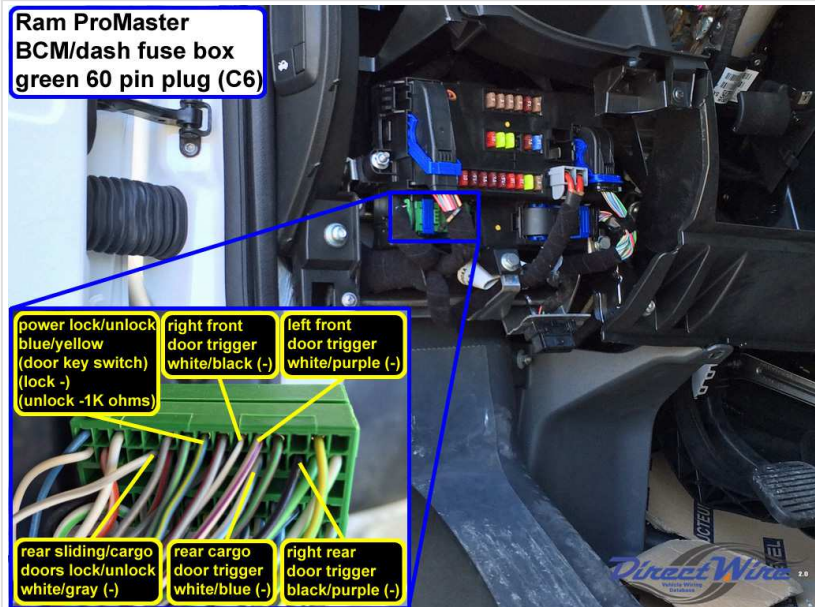
Wiring Photo and Notes: CAN Bus Low 2

Wiring Photo and Notes: CAN Bus Low 2



There are no notes for this wire.


Wiring Photo and Notes: Power Lock



The dash switch is gray/brown at the BCM/dash fuse box, rear, brown 60 pin plug (C8), pin 1.


Wiring Photo and Notes: Lock Motor

Wiring Photo and Notes: Lock Motor



There are no notes for this wire.

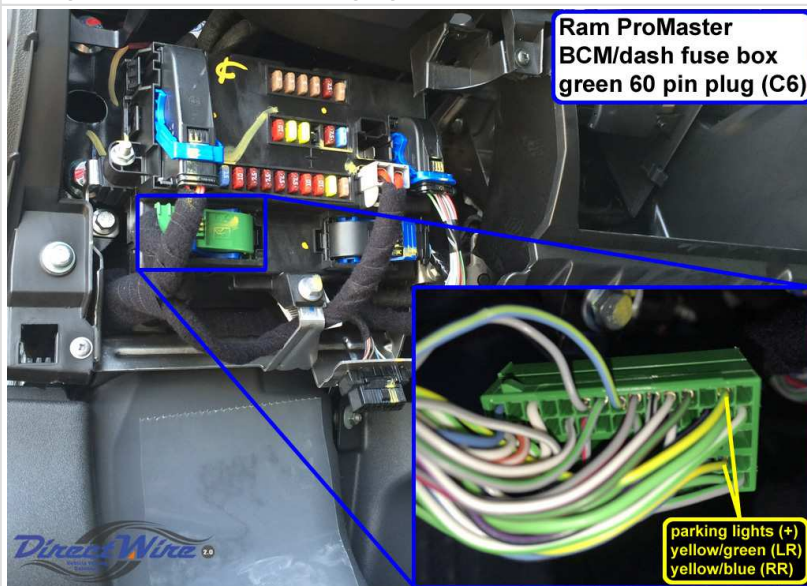
Wiring Photo and Notes: Passenger Unlock Motor



There are no notes for this wire.

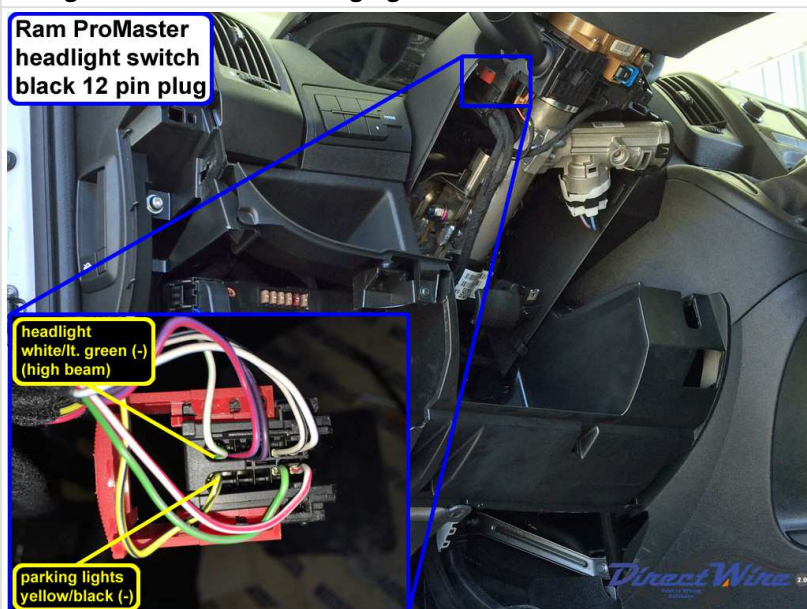
Wiring Photo and Notes: Parking Lights

Wiring Photo and Notes: Parking Lights



There are no notes for this wire.

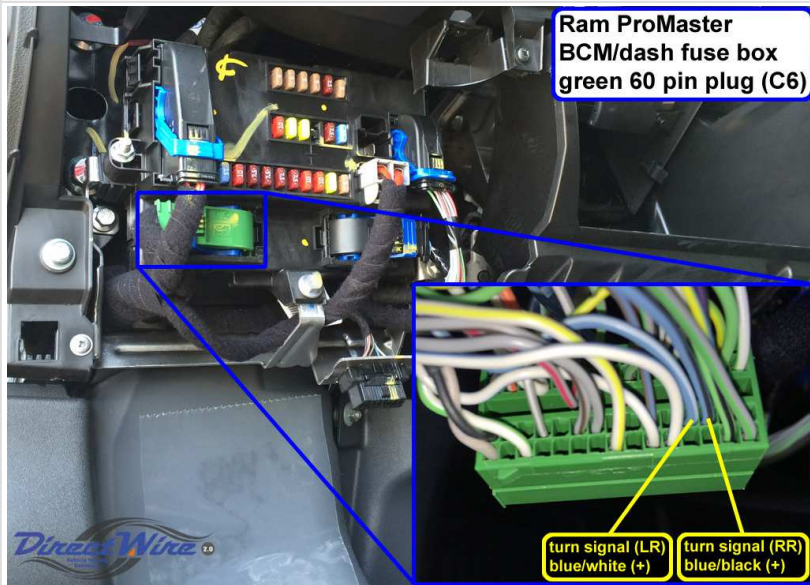
Wiring Photo and Notes: Parking Lights -



There are no notes for this wire.

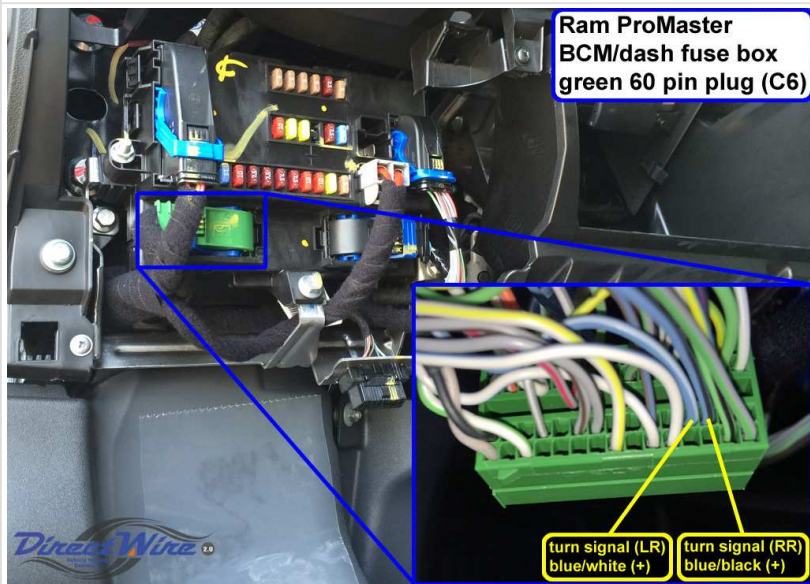
Wiring Photo and Notes: Turn Signal (Left)

Wiring Photo and Notes: Turn Signal (Left)



There are no notes for this wire.

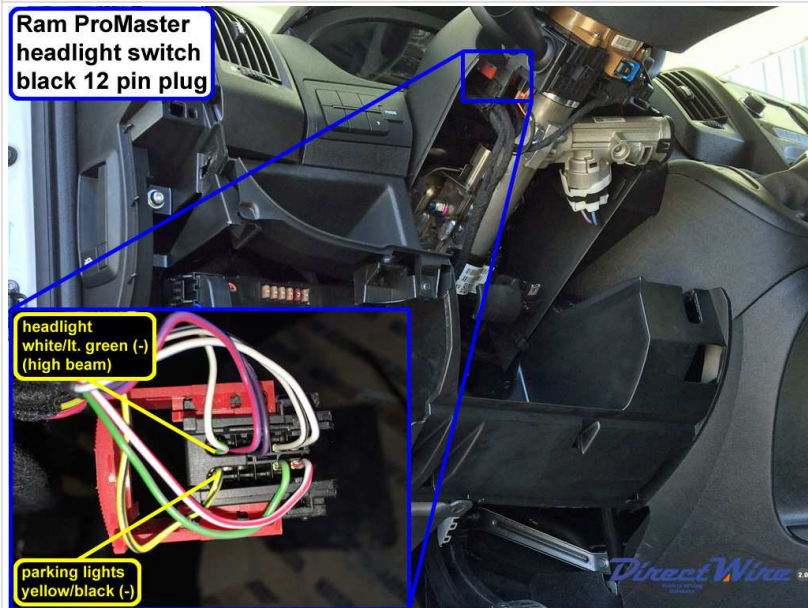
Wiring Photo and Notes: Turn Signal (Right)



There are no notes for this wire.

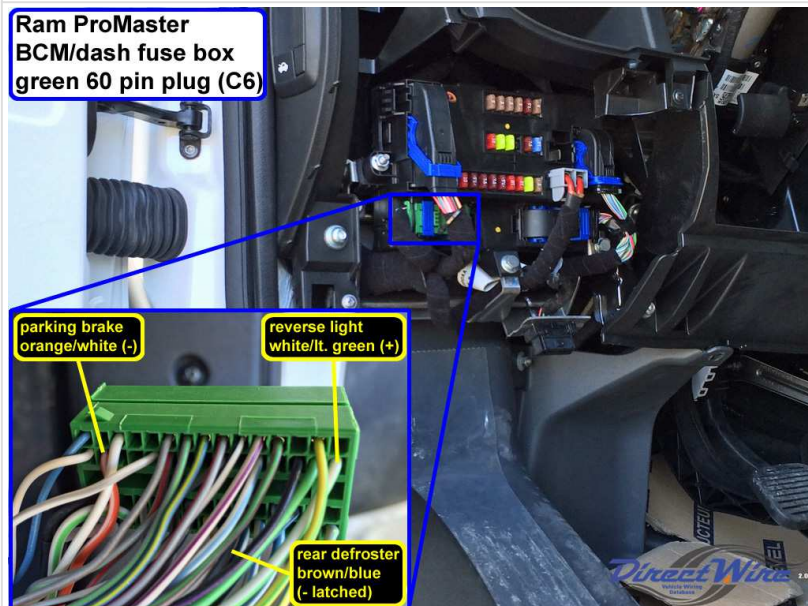
Wiring Photo and Notes: Headlight

Wiring Photo and Notes: Headlight



There are no notes for this wire.

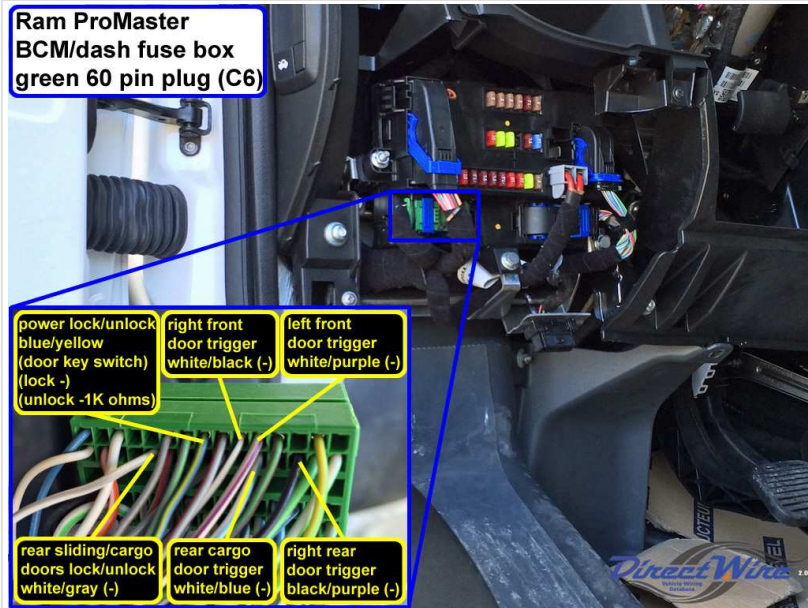
Wiring Photo and Notes: Reverse Light



There are no notes for this wire.

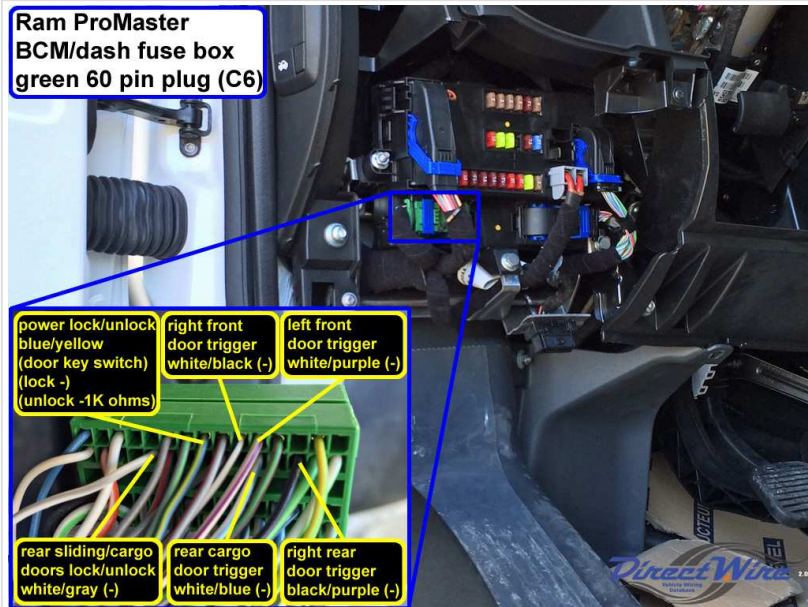
Wiring Photo and Notes: Left Front Door Trigger

Wiring Photo and Notes: Left Front Door Trigger



There are no notes for this wire.

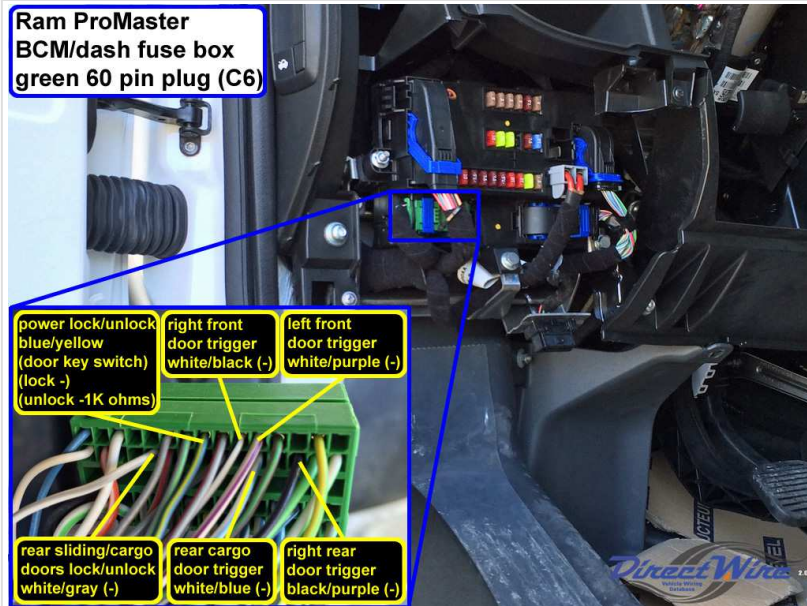
Wiring Photo and Notes: Right Front Door Trigger



There are no notes for this wire.

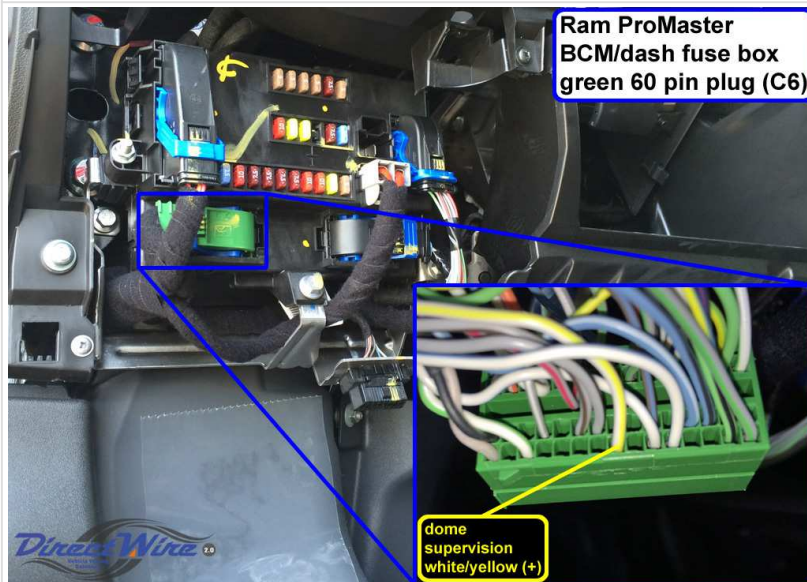
Wiring Photo and Notes: Right Rear Door Trigger

Wiring Photo and Notes: Right Rear Door Trigger



There are no notes for this wire.

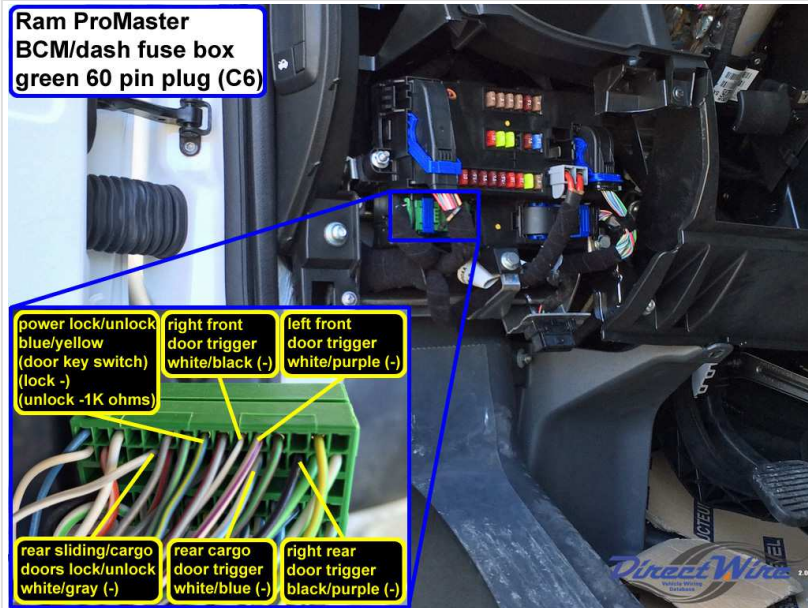
Wiring Photo and Notes: Dome Light



There are no notes for this wire.

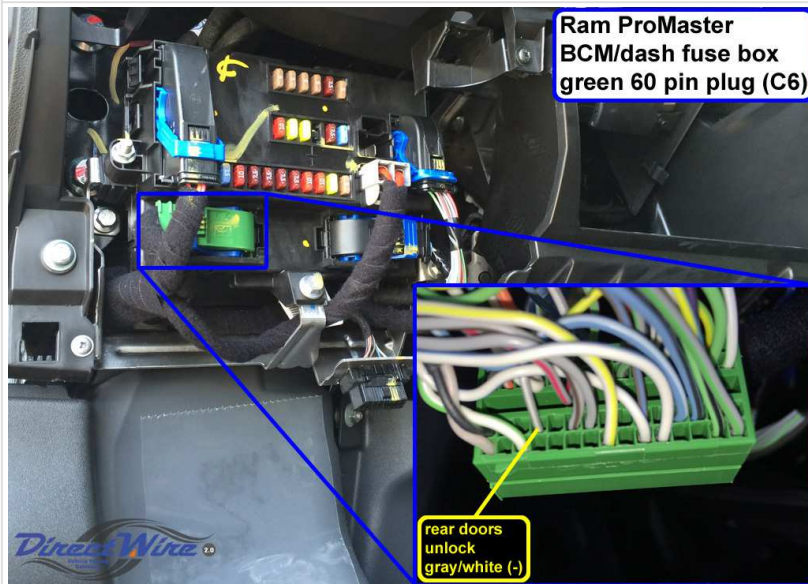
Wiring Photo and Notes: Trunk/Hatch Pin

Wiring Photo and Notes: Trunk/Hatch Pin



There are no notes for this wire.

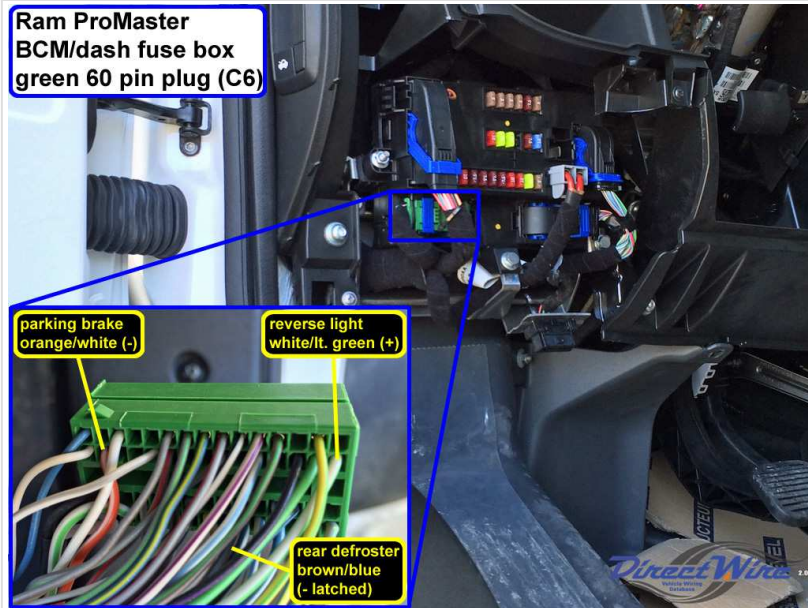
Wiring Photo and Notes: Trunk/Hatch Release



There are no notes for this wire.


Wiring Photo and Notes: Rear Defroster

Wiring Photo and Notes: Rear Defroster



There are no notes for this wire.

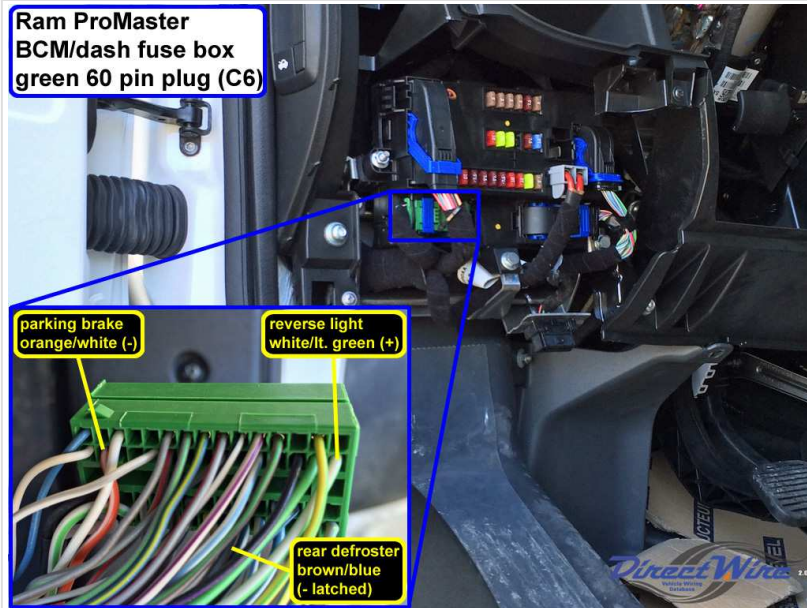
Wiring Photo and Notes: Brake Wire



There are no notes for this wire.


Wiring Photo and Notes: Parking Brake

Wiring Photo and Notes: Parking Brake



There are no notes for this wire.


Wiring Photo and Notes: Left Front Window (Up/Down)



There are no notes for this wire.

Wiring Photo and Notes: Right Front Window (Up/Down)

Wiring Photo and Notes: Right Front Window (Up/Down)



There are no notes for this wire.

© 2018 Directed. All rights reserved.

DirectWire and its vehicle information are for the sole use of authorized Directed personnel and its participating dealers and distributors. The information contained on these pages may contain confidential and privileged information. Any unauthorized review, use, disclosure or distribution is prohibited.