

CLIFFORD®

IntelliStart 4

➤ *Owner's Guide*

limited lifetime consumer warranty

Directed Electronics ("Directed") promises to the original purchaser to repair or replace with a comparable reconditioned model any Directed unit (hereafter the "unit"), excluding without limitation the siren, the remote transmitters, the associated sensors and accessories, which proves to be defective in workmanship or material under reasonable use during the lifetime of the vehicle provided the following conditions are met: the unit was professionally installed and serviced by an authorized Directed dealer; the unit will be professionally reinstalled in the vehicle in which it was originally installed by an authorized Directed dealer; and the unit is returned to Directed, shipping prepaid with a legible copy of the bill of sale or other dated proof of purchase bearing the following information: consumer's name, telephone number and address; the authorized dealers name, telephone number and address; complete product description, including accessories; the year, make and model of the vehicle; vehicle license number and vehicle identification number. All components other than the unit, including without limitation the siren, the remote transmitters and the associated sensors and accessories, carry a one-year warranty from the date of purchase of the same. This warranty is non-transferable and is automatically void if: the original purchaser has not completed the warranty card and mailed it within ten (10) days of the date of purchase to the address listed on the card; the unit's date code or serial number is defaced, missing or altered; the unit has been modified or used in a manner contrary to its intended purpose; the unit has been damaged by accident, unreasonable use, neglect, improper service, installation or other causes not arising out of defects in materials or construction. The warranty does not cover damage to the unit caused by installation or removal of the unit. Directed, in its sole discretion, will determine what constitutes excessive damage and may refuse the return of any unit with excessive damage. TO THE MAXIMUM EXTENT ALLOWED BY LAW, ALL WARRANTIES, INCLUDING BUT NOT LIMITED TO EXPRESS WARRANTY, IMPLIED WARRANTY, WARRANTY OF MERCHANTABILITY, FITNESS FOR PARTICULAR PURPOSE AND WARRANTY OF NON-INFRINGEMENT OF INTELLECTUAL PROPERTY, ARE EXPRESSLY EXCLUDED; AND DIRECTED NEITHER ASSUMES NOR AUTHORIZES ANY PERSON OR ENTITY TO ASSUME FOR IT ANY DUTY, OBLIGATION OR LIABILITY IN CONNECTION WITH ITS PRODUCTS. DIRECTED DISCLAIMS AND HAS ABSOLUTELY NO LIABILITY FOR ANY AND ALL ACTS OF THIRD PARTIES INCLUDING ITS AUTHORIZED DEALERS OR INSTALLERS. DIRECTED SECURITY SYSTEMS, INCLUDING THIS UNIT, ARE DETERRENTS AGAINST POSSIBLE THEFT. DIRECTED IS NOT OFFERING A GUARANTEE OR INSURANCE AGAINST VANDALISM, DAMAGE OR THEFT OF THE AUTOMOBILE, ITS PARTS OR CONTENTS; AND HEREBY EXPRESSLY DISCLAIMS ANY LIABILITY WHATSOEVER, INCLUDING WITHOUT LIMITATION, LIABILITY FOR THEFT, DAMAGE AND/OR VANDALISM. THIS WARRANTY DOES NOT COVER LABOR COSTS FOR MAINTENANCE, REMOVAL OR REINSTALLATION OF THE UNIT OR ANY CONSEQUENTIAL DAMAGES OF ANY KIND. IN THE EVENT OF A CLAIM OR A DISPUTE INVOLVING DIRECTED OR ITS SUBSIDIARY, THE PROPER VENUE SHALL BE SAN DIEGO COUNTY IN THE STATE OF CALIFORNIA. CALIFORNIA STATE LAWS AND APPLICABLE FEDERAL LAWS SHALL APPLY AND GOVERN THE DISPUTE. THE MAXIMUM RECOVERY UNDER ANY CLAIM AGAINST DIRECTED SHALL BE STRICTLY LIMITED TO THE AUTHORIZED DIRECTED DEALER'S PURCHASE PRICE OF THE UNIT. DIRECTED SHALL NOT BE RESPONSIBLE FOR ANY DAMAGES WHATSOEVER, INCLUDING BUT NOT LIMITED TO, ANY CONSEQUENTIAL DAMAGES, INCIDENTAL DAMAGES, DAMAGES FOR THE LOSS OF TIME, LOSS OF EARNINGS, COMMERCIAL LOSS, LOSS OF ECONOMIC

OPPORTUNITY AND THE LIKE. NOTWITHSTANDING THE ABOVE, THE MANUFACTURER DOES OFFER A LIMITED WARRANTY TO REPLACE OR REPAIR THE CONTROL MODULE AS DESCRIBED ABOVE. Some states do not allow limitations on how long an implied warranty will last or the exclusion or limitation of incidental or consequential damages. This warranty gives you specific legal rights and you may also have other rights that vary from state to state or country to country.

This product may be covered by a Guaranteed Protection Plan ("GPP"). See your authorized Directed dealer for details of the plan or call Directed Customer Service. Directed security systems, including this unit, are deterrents against possible theft. Directed is not offering a guarantee or insurance against vandalism, damage or theft of the automobile, its parts or contents; and hereby expressly disclaims any liability whatsoever, including without limitation, liability for theft, damage and/or vandalism. Directed does not and has not authorized any person or entity to create for it any other obligation, promise, duty or obligation in connection with this security system.

Make sure you have all of the following information from your dealer:

A clear copy of the sales receipt, showing the following:

- Date of purchase
- Your full name and address
- Authorized dealer's company name and address
- Type of alarm installed
- Year, make, model and color of the vehicle
- Vehicle license number
- Vehicle identification number
- All security options installed in vehicle
- Installation receipts

trademarks and copyrights

Bitwriter™, Clifford®, Code-Hopping™, Directed®, Doubleguard®, ESP™, FailSafe®, Ghost Switch™, Learn Routine™, Nite-Lite®, Nuisance Prevention® Circuitry, NPC®, Revenger®, Silent Mode™, Soft Chirp®, Stealth Coding™, Stinger®, Valet®, Vehicle Recovery System®, VRS®, and Warn Away® are all Trademarks or Registered Trademarks of Directed Electronics.

contents

limited lifetime consumer warranty	i	diesel compatibility	8
trademarks and copyrights	ii	remote start/shutdown procedure	9
cautions and warnings	3	to drive after remote starting	9
what is included	3	shortstop	10
important information	4	low temp/low battery autostart	11
system maintenance	4	manual transmission safestart	12
your warranty	4	extended accessory power	13
fcc/id notice	5	cliffnet wizard software	13
standard features	6	health check	15
important remote starting			
dos and don'ts	7		

cautions and warnings

Always exercise good judgment and common sense:

- **NEVER** remotely start your vehicle's engine if parked in an area that lacks sufficient ventilation.
- **NEVER** allow children access to the remote controls.
- **NEVER** engage Short Stop or Auto Start if parked in an area that lacks sufficient ventilation.
- **NEVER** remotely start or use Short Stop with a person or pet in the vehicle.
- **NEVER** start if someone is behind or in front of the vehicle.

important information

Congratulations on the purchase of your state-of-the-art vehicle remote start system. It has been designed to provide years of trouble-free operation. This system must be installed by an authorized dealer. Installation of this product by anyone other than an authorized dealer voids the warranty. As verification of authorization, all authorized dealers are provided with preprinted dealer certificates.

In order to maximize the use of this system, please review this owner's guide carefully prior to using your system. You can print additional or replacement copies of this owner's guide by accessing the Clifford website at www.clifford.com.

UK residents: Please excuse our American English. Hood means bonnet, parking lights are indicator lights and gasoline is petrol.

system maintenance



The system requires no specific maintenance.

your warranty

Your warranty registration must be completely filled out and returned within 10 days of purchase. Your product warranty will not be validated if your warranty registration is not returned. Make sure you receive the warranty registration from your dealer. It is also necessary to keep your proof of purchase, which reflects that the product was installed by an authorized dealer.

standard features

The following are standard features of this accessory. Some vehicles may require optional parts/wiring and a few are incompatible with some features.

- Your G4/G5 vehicle security system's remote is IntelliStart-4-ready:
 - Button  on your 3-button and/or 4-button G4/G5 system remote control
 - Button  or button 4 on your 5-button remote
- Extensive engine management via your remote controls:
 - Remotely start your car's engine from hundreds of feet away
 - Automatically performs extensive pre-start safety checks
 - Automatic cold weather cranking for hard-start conditions
 - Activates all preset accessories, such as the heater or AC
 - Monitors RPM and shuts down the engine if any problem is detected
 - Your G4/G5 security system remains armed throughout
- Communicates with your G4/G5 security system via the CliffNet digital network
- Automatically bypasses security sensors that may be triggered
- Automatically shuts down the engine if alarm sounds
- AutoShutDown after 30 minutes if left unattended
 - 5-60 minute adjustable AutoShutDown via CliffNet Wizard PC software
- To drive, just disarm your G4/G5 security system and insert your car key
- Prevents starter grinding if you accidentally turn the key too far
- ShortStop lets you remove the key and arm alarm for a brief errand while the engine continues to idle

- Selectable LowTemp AutoStart warm-up for very cold weather
 - Temperature threshold is CliffNet Wizard adjustable
- Selectable LowBattery AutoStart recharging for long vacations
 - Voltage threshold is CliffNet Wizard adjustable
- Extended accessory power after ignition is turned off
- Adds selectable rpm-based automatic door locking
- Automatic and manual transmission compatibility
- Gasoline & diesel compatibility (electronic fuel injection required)

*NOTE: This product **MUST** be installed by an Authorized Directed Dealer in accordance with the instructions we supply them. It is intended for automobiles with a 12-volt battery and gasoline or diesel-powered electronic fuel-injected engine. Your Authorized Directed Dealer can correct any wiring problems and, if ever needed, can return any malfunctioning component to Directed Electronics for repair/replacement under the warranty terms and conditions noted in this manual.*

important remote starting dos and don'ts

DOs

- Park in an open, well-ventilated area.
- Always engage the handbrake.
- Make sure you put the transmission in PARK (automatic) or NEUTRAL (manual) before shutting down the engine.
- Set your vehicle's air conditioner, heater and other accessories to the desired levels.
- Turn on your vehicle's ventilation "recirculate" feature to warm/cool the interior more efficiently.

- If your vehicle has a manual transmission, you must use the manual transmission SafeStart procedure noted on the following page.
- Before engaging AutoStart, make sure there is sufficient fuel in the tank.


DON'TS

- NEVER remotely start your vehicle's engine if parked in an area lacking sufficient ventilation.
- NEVER allow children access to the remote controls.
- NEVER engage the Short Stop or Auto Start feature if parked in an enclosed area that lacks sufficient ventilation.
- NEVER remotely start or use Short Stop with a person or pet in the vehicle.
- NEVER start with someone behind or in front of the vehicle.


diesel compatibility

The system will activate the engine's glowplugs for the necessary duration before starting, either via a timer delay or through a direct connection to your vehicle's glowplug indicator (may require optional parts and wiring).

remote start/shutdown procedure

Press button  on the remote control (if your G4/G5 system is so equipped) or button 4 on the remote:

- Two parking light flashes confirm startup initiation.
- The engine and preset accessories (air conditioner, heater, etc.) will start and run.
- While idling, the parking lights stay on* for ongoing visual confirmation.

When idling under the control of your IntelliStart 4, you may shut down the engine by pressing the  button again.


to drive after remote starting

1. Disarm, enter, but don't touch the brake or transmission.
2. Insert your key and turn the ignition switch all the way on.
3. Press the brake. Your vehicle will now operate normally.

* Except on some UK systems.

shortstop

When you stop for a brief errand, rather than shut down and then restart the engine moments later, you may remove your car keys and remotely arm without shutting down the engine:

1. Park, place the transmission in park or neutral and engage the hand brake.
2. Without touching the brake, press the remote start/shut-down button  on your remote control.
3. Turn the ignition off and remove your keys. The engine will continue to idle.
4. Exit and arm with the remote control. The engine will continue to idle under the control of your system for up to 30 minutes (can be adjusted to 5-60 minutes by your Authorized Directed Dealer).
5. When you return, use the *To Drive After Remote Starting* procedure described previously.

low temp/low battery autostart

Your system can be set to automatically start the engine if:

- The temperature drops below a certain level and/or
- The vehicle battery voltage drops below a certain level

If the LowTemp AutoStart feature has been programmed on and remotely activated as noted in the alarm system's owner's manual, the system will automatically start and idle the engine when the interior temperature drops to -15°C or lower. If the LowBattery AutoStart feature has been programmed on and remotely activated as noted in the alarm system's owner's manual, the system will automatically start and idle the engine if the voltage drops below 12.2 volts to recharge the battery.

See your Clifford G4/G5 system's Owner's Manual (downloadable from www.clifford.com/guides) for details on programming and remote activating feature.

manual transmission safestart

NOTE: This section is only for vehicles with a manual transmission.

For safety reasons, the transmission must be left in neutral if the engine will be remotely started. To assure safe remote starting, you must perform these steps before exiting:

1. Park and, while the engine is running, place the transmission in neutral and set the hand brake.
2. Without touching the brake, transmit channel 11 (LevelShift button twice, then button 3) on the Radar 2 remote or the button combination on the other remote assigned by your Authorized Directed Dealer. Two parking light flashes will confirm this action.
3. Turn the ignition off and remove your keys. The engine will continue to idle.
4. Exit and arm. The engine will shut down. This prepares the system to later accept your remote starting command.

NOTE: For safety reasons, the system ignores the remote start command if the alarm sounded while you were away. In addition, you may only remotely start while the system is armed.

extended accessory power

The system will continue to power your car stereo, power windows and other accessories even after you shut off the engine (may require optional parts/wiring). So if you turn off the key and realize you forgot to roll up a window, you don't need to turn the ignition back on. Extended Accessory Power lasts 10 minutes or until a door is opened.

cliffnet wizard software

With the free CliffNet Wizard software and an optional CliffNet Replicator (p/n 905265), you can plug your Windows PC into your Clifford system to gain extensive feature control: you can set the AutoStart temperature and voltage thresholds, and change the AutoShutDown time from its default 30 minutes to any interval between 5 and 60 minutes. See www.clifford.com/g5/wizard for details.

health check

Directed Electronics recommends you return to your installing Clifford dealer to have your system checked for correct operation. The first check is due one year after the installation date and at yearly intervals thereafter.

note: There may be a small charge incurred for this service.

DEALER STAMP
1 YEAR CHECK

Signed _____ Dated _____

DEALER STAMP
2 YEAR CHECK

Signed _____ Dated _____

DEALER STAMP
3 YEAR CHECK

Signed _____ Dated _____

DEALER STAMP
4 YEAR CHECK

Signed _____ Dated _____

DEALER STAMP
5 YEAR CHECK

Signed _____ Dated _____

DEALER STAMP
6 YEAR CHECK

Signed _____ Dated _____

The company behind this system is Directed Electronics.

Since its inception, Directed Electronics has had one purpose, to provide consumers with the finest vehicle security and car stereo products and accessories available. The recipient of nearly 100 patents and Innovations Awards in the field of advanced electronic technology, Directed is ISO 9001 registered.

Quality Directed Electronics products are sold and serviced throughout North America and around the world.

See www.directed.com for more information about our products and services.



Directed Electronics is an ISO 9001 registered company.

Directed® is committed to delivering world-class quality products and services that excite and delight our customers.

Directed®
E L E C T R O N I C S

Vista, CA 92081

www.directed.com

© 2005 Directed Electronics - All rights reserved

G909005 10-05