

2009 Jeep Patriot - North America

Item	Wire Color	Polarity	Wire Location
12 Volts	red/brown (20A)	+	left of steering column, gray 43 pin plug, pin 12
Second 12 Volts	red/lt. green (10A)	+	Sentry Key Module on ignition switch, black 8 pin plug, pin 5
Ground	(chassis ground)		
Starter	yellow/gray (for starter kill only)	+	driver fender, black 8 pin plug, pin 6
Second Starter	violet/brown (use interface module or Tech Doc 1084)	- 180 ohms	ignition switch, black 5 pin plug, pin 2
Ignition	pink/white	+	Sentry Key Module on ignition switch, black 8 pin plug, pin 3
Accessory	same as second starter	- 610 ohms	
MUX Ignition	violet/brown	MUX	Sentry Key Module on ignition switch, black 8 pin plug, pin 1
Keysense	same as second starter	- 8200 ohms	
CAN Bus High	white/orange (CAN B bus)	data	Sentry Key Module on ignition switch, black 8 pin plug, pin 6
CAN Bus Low	white/pink (CAN B bus)	data	Sentry Key Module on ignition switch, black 8 pin plug, pin 7
CAN Bus High 2	white/tan (CAN C bus)	data	OBD-data link connector, black 16 pin plug, pin 6
CAN Bus Low 2	white/dk. blue (CAN C bus)	data	OBD-data link connector, black 16 pin plug, pin 14
Power Lock	lt. green/dk. green	- 330 ohms	left of steering column, black 43 pin plug, pin 30
Power Unlock	same as power lock	- 100 ohms	
Lock Motor	tan/dk. blue	5 wire	left of steering column, black 43 pin plug, pin 11
Driver Unlock Motor	tan/dk. green	5 wire	left of steering column, black 43 pin plug, pin 39
Passenger Unlock Motor	tan/white	5 wire	left of steering column, black 43 pin plug, pin 12
Factory Alarm Arm	arms on lock with door open		
Factory Alarm Disarm	see disarm no unlock		
Disarm No Unlock	Sentry Key, ignition, and keysense		
Parking Lights	white/violet	+	driver kick, harness to rear
Parking Lights - Hazards	(LIN bus)		
Turn Signal (Left)	white/lt. green (F); dk. green/red (R)	+	turn signal light (F); driver kick, harness to rear (R)
Turn Signal (Right)	white/tan (F); white/yellow (R)	+	turn signal light (F); driver kick, harness to rear (R)
Headlight	white/dk. blue (L), violet/red (R)	+	headlights
Reverse Light	white/lt. green	+	driver kick, harness to rear
Left Front Door Trigger	violet/dk. blue	-	left of steering column, black 43 pin plug, pin 17
Right Front Door Trigger	violet/white	-	left of steering column, black 43 pin plug, pin 15
Left Rear Door Trigger	violet/gray	-	left of steering column, black 43 pin plug, pin 24
Right Rear Door Trigger	violet/yellow	-	left of steering column, black 43 pin plug, pin 23
Dome Light	yellow/white	+	driver front pillar, gray 20 pin plug, pin 12
Trunk/Hatch Pin	violet/orange	-	left of steering column, black 43 pin plug, pin 1
Hood Pin	violet/lt. blue	-	hood switch, black 2 pin plug, pin 1

2009 Jeep Patriot - North America

Item	Wire Color	Polarity	Wire Location
Trunk/Hatch Release	locks/unlocks along with doors		
Tachometer	yellow/brn, brn/dk. blue, brn/lt. blue, or brn/tan	ac	any fuel injector, black 2 pin plug, pin 1
Clutch Pedal	yellow/red	-	clutch switch, black 3 pin plug, pin 3
Fuel Pump	dk. blue/orange	+	driver kick, harness to rear
Rear Defroster	lt. blue/orange	5 wire	driver kick, harness to rear
Mirror Defroster	dk. blue/gray	5 wire	driver kick, door harness
Left Front Heated Seat	(LIN bus)		
Right Front Heated Seat	(LIN bus)		
Speed Sense	dk. blue/orange (M/T)	ac	PCM by driver strut tower, black 58 pin plug, pin 38 (M/T)
Brake Wire	dk. green/white	+	left of steering column, black 43 pin plug, pin 27
Parking Brake	dk. green/lt. blue	-	parking brake switch
Horn Trigger	dk. green/violet	-	horn switch, white 6 pin plug, pin 3
Wipers	brown/white (L), brown/lt. blue (H)	+	wiper motor, gray 5 pin plug, pins 1 and 4
Left Front Window (Up/Down)	orange/lt. green - orange/white	A	driver power window switch, gray 8 pin plug, pins 7 and 6
Right Front Window (Up/Down)	orange/tan - orange/gray	A	driver kick, door harness
Left Rear Window (Up/Down)	orange/white - orange/gray	A	driver kick, door harness
Right Rear Window (Up/Down)	orange/lt. blue - orange/dk. blue	A	driver kick, door harness
Sun Roof (Open/Close)	org/tan - org/lt. blue (function with ign on only)	+	sunroof switch, black 4 pin plug, pins 3 and 4
Radio 12V	red/lt. blue	+	radio, gray 22 pin plug, pin 1
Radio Ground	black/yellow	-	radio, gray 22 pin plug, pin 12
Radio Ignition	(CAN B bus)		
Radio Illumination	(CAN B bus)		
Factory Amp Turn-on	(CAN B bus)		
Left Front Speaker (+/-)	gray/violet - gray/yellow	+,-	radio, gray 22 pin plug, pins 21 and 22
Right Front Speaker (+/-)	dk. green/violet - dk. green/yellow	+,-	radio, gray 22 pin plug, pins 19 and 20
Left Rear Speaker (+/-)	dk. green/dk. blue - dk. green/brown	+,-	radio, gray 22 pin plug, pins 8 and 9
Right Rear Speaker (+/-)	gray/dk. blue - gray/orange	+,-	radio, gray 22 pin plug, pins 10 and 11
Subwoofer (+/-)	same as rear speakers		
Aux. Audio Input Left (+/-)	gray/white - gray/orange	+,-	radio, gray 22 pin plug, pins 16 and 15
Aux. Audio Input Right (+/-)	dk. green/white - gray/orange	+,-	radio, gray 22 pin plug, pins 17 and 15
Headunit	double DIN		center of dash
Left Front Speaker	6 x 9		left front door
Right Front Speaker	6 x 9		right front door
Left Rear Speaker	6 x 9		left rear door
Left Rear Tweeter	6.5		left rear liftgate
Right Rear Speaker	6 x 9		right rear door
Right Rear Tweeter	6.5		right rear liftgate
Satellite Radio Tuner	(built into radio)		

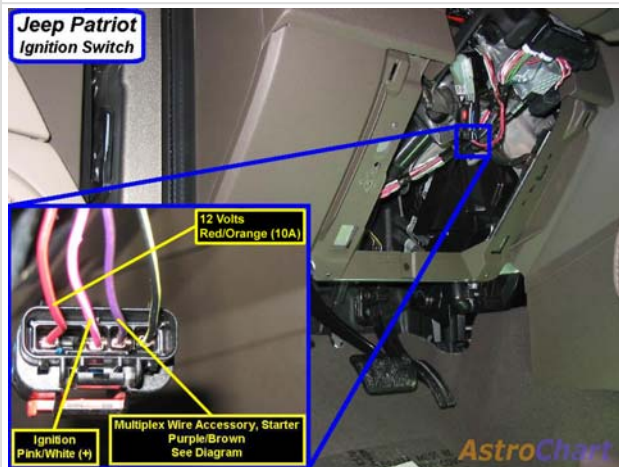
Wiring Photo and Notes: Starter

Wiring Photo and Notes: Starter




There are no notes for this wire.

Wiring Photo and Notes: Second Starter



There are no notes for this wire.


Wiring Photo and Notes: Power Lock



There are no notes for this wire.


Wiring Photo and Notes: Lock Motor

Wiring Photo and Notes: Lock Motor




There are no notes for this wire.

Wiring Photo and Notes: Driver Unlock Motor



There are no notes for this wire.


Wiring Photo and Notes: Passenger Unlock Motor



There are no notes for this wire.


Wiring Photo and Notes: Parking Lights

Wiring Photo and Notes: Parking Lights




There are no notes for this wire.

Wiring Photo and Notes: Reverse Light



There are no notes for this wire.

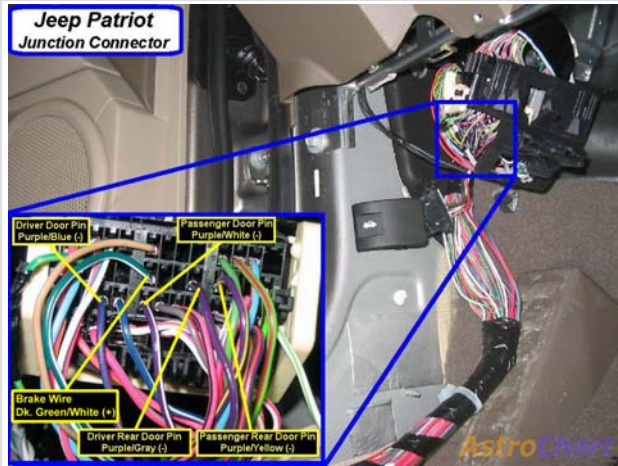
Wiring Photo and Notes: Left Front Door Trigger



There are no notes for this wire.


Wiring Photo and Notes: Right Front Door Trigger

Wiring Photo and Notes: Right Front Door Trigger



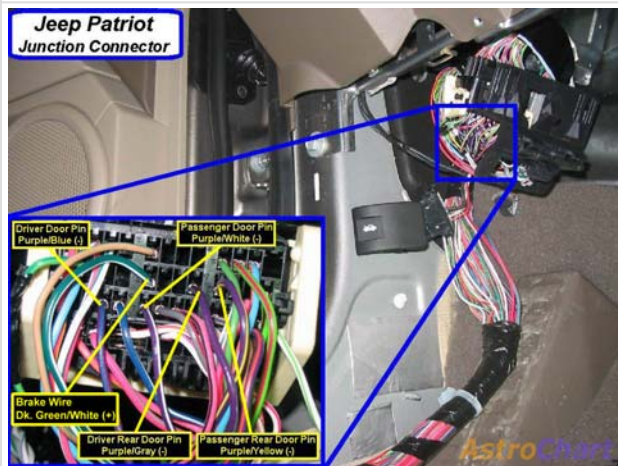
There are no notes for this wire.

Wiring Photo and Notes: Left Rear Door Trigger



There are no notes for this wire.


Wiring Photo and Notes: Right Rear Door Trigger



There are no notes for this wire.


Wiring Photo and Notes: Trunk/Hatch Pin

Wiring Photo and Notes: Trunk/Hatch Pin




There are no notes for this wire.

Wiring Photo and Notes: Fuel Pump



There are no notes for this wire.

Wiring Photo and Notes: Rear Defroster



There are no notes for this wire.


Wiring Photo and Notes: Speed Sense

Wiring Photo and Notes: Speed Sense




On automatic transmission vehicles, the VSS wire is dk. green/white at the Transmission Control Module under the driver side dash, gray 24 pin plug, pin 5.

Wiring Photo and Notes: Brake Wire



There are no notes for this wire.

Wiring Photo and Notes: Horn Trigger



There are no notes for this wire.

Wiring Photo and Notes: Left Front Speaker (+/-)

Wiring Photo and Notes: Left Front Speaker (+/-)



If equipped, the amplifier is in the passenger side of the cargo area. On vehicles with amplifier, the door speaker wires are dk. green/purple - dk. green/black at the amplifier, white 14 pin plug, pins 1 and 7. The dash speaker wires are gray/tan - gray/brown at the amplifier, white 20 pin plug, pins 1 and 10.

Wiring Photo and Notes: Right Front Speaker (+/-)



If equipped, the amplifier is in the passenger side of the cargo area. On vehicles with amplifier, the door speaker wires are gray/lt. blue - gray/yellow at the amplifier, white 14 pin plug, pins 8 and 2. The dash speaker wires are gray/dk. green - gray/lt. green at the amplifier, white 20 pin plug, pins 2 and 11.

Wiring Photo and Notes: Left Rear Speaker (+/-)



If equipped, the amplifier is in the passenger side of the cargo area. On vehicles with amplifier, the door speaker wires are gray/lt. green - gray/dk. green at the amplifier, white 14 pin plug, pins 3 and 9. The liftgate speaker wires are dk. green/dk. blue - dk. green/tan at the amplifier, white 14 pin plug, pins 5 and 13.

Wiring Photo and Notes: Right Rear Speaker (+/-)

Wiring Photo and Notes: Right Rear Speaker (+/-)



If equipped, the amplifier is in the passenger side of the cargo area. On vehicles with amplifier, the door speaker wires are dk. green/lt. green - dk. green/gray at the amplifier, white 14 pin plug, pins 4 and 12. The liftgate speaker wires are gray/dk. blue - gray/tan at the amplifier, white 14 pin plug, pins 6 and 14.

© 2018 Directed. All rights reserved.

DirectWire and its vehicle information are for the sole use of authorized Directed personnel and its participating dealers and distributors. The information contained on these pages may contain confidential and privileged information. Any unauthorized review, use, disclosure or distribution is prohibited.