


2017 Mitsubishi Outlander (Smart Key) - North America

Item	Wire Color	Polarity	Wire Location
12 Volts	blue (30A)	+	dash fuse box, white 2 pin plug, pin 2
Ground	(chassis ground)		
Starter	violet	+	dash fuse box, white 13 pin plug, pin 9
Ignition	brown/red	+	dash fuse box, white 8 pin plug, pin 2
Accessory	blue/red	+	dash fuse box, white 8 pin plug, pin 4
PTS 1	lt. green/red	+	engine start stop switch, white 10 pin plug, pin 4
PTS 2	yellow	-	engine start stop switch, white 10 pin plug, pin 2
CAN Bus High	yellow (HS CAN)	data	data link connector, black 16 pin plug, pin 6
CAN Bus Low	brown (HS CAN)	data	data link connector, black 16 pin plug, pin 14
CAN Bus High 2	yellow/pink (MS CAN)	data	dash fuse box, white 36 pin plug, pin 17
CAN Bus Low 2	red/white (MS CAN)	data	dash fuse box, white 36 pin plug, pin 16
Power Lock	gray	-	dash fuse box, white 36 pin plug, pin 28
Power Unlock	pink/black	-	dash fuse box, white 36 pin plug, pin 31
Lock Motor	gray	5 wire	dash fuse box, white 9 pin plug, pin 6
Driver Unlock Motor	yellow	5 wire	dash fuse box, white 9 pin plug, pin 5
Passenger Unlock Motor	lt. green	5 wire	dash fuse box, white 9 pin plug, pin 2
Factory Alarm Arm	(factory remote only)		
Factory Alarm Disarm	(see disarm no unlock)		
Disarm No Unlock	(transponder and ignition)		
Parking Lights	white/black (L); black/white (R)	+	dash fuse box, white 13 pin plug, pins 6, 3
Parking Lights -	(LIN bus)		
Hazards	lt. green/red	-	dash fuse box, white 36 pin plug, pin 26
Turn Signal (Left)	pink	+	dash fuse box, white 13 pin plug, pin 5
Turn Signal (Right)	violet	+	dash fuse box, white 13 pin plug, pin 11
Headlight	violet (LO); gray (HI)	-	dash fuse box, white 28 pin plug, pins 11, 18
AutoLights	(LIN bus)		
Reverse Light	blue	+	dash fuse box, white 13 pin plug, pin 12
Left Front Door Trigger	blue	-	dash fuse box, blue 22 pin plug, pin 9
Right Front Door Trigger	brown	-	dash fuse box, blue 22 pin plug, pin 10
Left Rear Door Trigger	lt. green	-	dash fuse box, blue 22 pin plug, pin 20
Right Rear Door Trigger	white/black	-	dash fuse box, blue 22 pin plug, pin 11
Dome Light	black/white	-	dash fuse box, white 7 pin plug, pin 2
Trunk/Hatch Pin	yellow	-	dash fuse box, blue 22 pin plug, pin 19
Hood Pin	pink/blue	-	dash fuse box, white 28 pin plug, pin 19
Trunk/Hatch Release	black/white (rear handle switch); lt. green/black (power liftgate)	-	dash fuse box, blue 22 pin plug, pin 18; power liftgate switch, blue 14 pin plug, pin 10
Trunk Release Motor	gray (without power liftgate)	5 wire	dash fuse box, white 13 pin plug, pin 4
Tachometer	lt. green, violet, white/black, gray, white, or red	ac	any fuel injector, gray 2 pin plug, pin 2
Fuel Pump	white	+	dash fuse box, white 3 pin plug, pin 2
Rear Defroster	red	+ latched	dash fuse box, white 3 pin plug, pin 1
Mirror Defroster	(same as rear defroster)		
Left Front Heated Seat	green	5 wire	heated seat switch, white 9 pin plug, pin 3
Right Front Heated Seat	white/black	5 wire	heated seat switch, white 9 pin plug, pin 9
Speed Sense	gray	ac	radio, white 20 pin plug, pin 11
Brake Wire	brown	+	dash fuse box, white 11 pin plug, pin 3
Parking Brake	violet	-	driver kick, white 18 pin plug, pin 2
Horn Trigger	black/white	-	dash fuse box, white 13 pin plug, pin 8
Wipers	pink/green	-	dash fuse box, white 36 pin plug, pin 24


2017 Mitsubishi Outlander (Smart Key) - North America			
Item	Wire Color	Polarity	Wire Location
Left Front Window (Up/Down)	red - blue	A	power window main switch, white 16 pin plug, pins 4 - 3
Right Front Window (Up/Down)	black/white - white/black	A	driver kick, white 16 pin plug, pins 8 - 9
Left Rear Window (Up/Down)	brown - violet	A	driver kick, white 16 pin plug, pins 13 - 14
Right Rear Window (Up/Down)	lt. green - white	A	driver kick, white 16 pin plug, pins 15 - 16
Sun Roof (Open/Close)	yellow - green (function with ignition on only)	-	sunroof switch, black 6 pin plug, pins 5 - 6
Radio 12V	red	+	radio, white 20 pin plug, pin 10
Radio Ground	black	-	radio, white 20 pin plug, pin 20
Radio Ignition	lt. green	+	radio, white 20 pin plug, pin 1
Radio Illumination	pink/black (dimmer)	+	radio, white 20 pin plug, pin 9
Factory Amp Turn-on	lt. green	+	radio, white 18 pin plug, pin 8
Power Antenna	violet	+	radio, white 20 pin plug, pin 14
Left Front Speaker (+/-)	pink - blue	+,-	radio, white 20 pin plug, pins 8 - 18
Right Front Speaker (+/-)	green - yellow	+,-	radio, white 20 pin plug, pins 6 - 16
Left Rear Speaker (+/-)	brown - white	+,-	radio, white 20 pin plug, pins 7 - 17
Right Rear Speaker (+/-)	green - yellow or white - black	+,-	radio, white 20 pin plug, pins 5 - 15
Subwoofer (+/-)	red - yellow (1); white - green (2)	+,-	amplifier under passenger seat, white 18 pin plug, pins 1 - 9; 2 - 10
Aux. Audio Input Left (+/-)	yellow - violet (hands-free audio)	+,-	radio, white 18 pin plug, pins 4 - 12
Aux. Audio Input Right (+/-)	brown - violet (hands-free audio)	+,-	radio, white 18 pin plug, pins 3 - 12
RSE Video (+/-)	black - green or white - green (rear view camera video)	+,-	radio, gray 8 pin plug, pins 6 - 7
RSE Audio Left (+/-)	black/red - black	+,-	radio, white 18 pin plug, pins 2 - 10
RSE Audio Right (+/-)	white/red - black	+,-	radio, white 18 pin plug, pins 1 - 10
Satellite Radio 12 Volts	red	+	Satellite Radio above passenger kick, white 14 pin plug, pin 1
Satellite Radio Ground	black	-	Satellite Radio above passenger kick, white 14 pin plug, pin 8
Satellite Radio Ignition	lt. green	+	Satellite Radio above passenger kick, white 14 pin plug, pin 2
Satellite Radio Antenna	(coaxial cable)		
Satellite Audio Left (+/-)	black - white	+,-	Satellite Radio above passenger kick, white 14 pin plug, pins 6 - 7
Satellite Audio Right (+/-)	red - green	+,-	Satellite Radio above passenger kick, white 14 pin plug, pins 14 - 13
Headunit	double DIN		center of dash
Left Front Speaker	6.5		left front door
Left Front Tweeter	1.25		left front door
Right Front Speaker	6.5		right front door
Right Front Tweeter	1.25		right front door
Left Rear Speaker	6.5		left rear door
Left Rear Tweeter	(coaxial)		
Right Rear Speaker	6.5		right rear door
Right Rear Tweeter	(coaxial)		
Subwoofer	10		left rear quarter panel

Wiring Photo and Notes: 12 Volts




There are no notes for this wire.

Wiring Photo and Notes: Starter



There are no notes for this wire.


Wiring Photo and Notes: Ignition



There are no notes for this wire.


Wiring Photo and Notes: Accessory

Wiring Photo and Notes: Accessory




There are no notes for this wire.

Wiring Photo and Notes: PTS 1



There are no notes for this wire.


Wiring Photo and Notes: PTS 2



There are no notes for this wire.


Wiring Photo and Notes: CAN Bus High

Wiring Photo and Notes: CAN Bus High




There are no notes for this wire.

Wiring Photo and Notes: CAN Bus Low



There are no notes for this wire.


Wiring Photo and Notes: CAN Bus High 2



There are no notes for this wire.


Wiring Photo and Notes: CAN Bus Low 2

Wiring Photo and Notes: CAN Bus Low 2




There are no notes for this wire.

Wiring Photo and Notes: Power Lock



There are no notes for this wire.


Wiring Photo and Notes: Power Unlock



There are no notes for this wire.


Wiring Photo and Notes: Lock Motor

Wiring Photo and Notes: Lock Motor




There are no notes for this wire.

Wiring Photo and Notes: Driver Unlock Motor



There are no notes for this wire.


Wiring Photo and Notes: Passenger Unlock Motor



There are no notes for this wire.


Wiring Photo and Notes: Parking Lights

Wiring Photo and Notes: Parking Lights




There are no notes for this wire.

Wiring Photo and Notes: Hazards



There are no notes for this wire.


Wiring Photo and Notes: Turn Signal (Left)



There are no notes for this wire.


Wiring Photo and Notes: Turn Signal (Right)

Wiring Photo and Notes: Turn Signal (Right)




There are no notes for this wire.

Wiring Photo and Notes: Reverse Light



There are no notes for this wire.


Wiring Photo and Notes: Left Front Door Trigger



There are no notes for this wire.


Wiring Photo and Notes: Right Front Door Trigger

Wiring Photo and Notes: Right Front Door Trigger




There are no notes for this wire.

Wiring Photo and Notes: Left Rear Door Trigger



There are no notes for this wire.


Wiring Photo and Notes: Right Rear Door Trigger



There are no notes for this wire.


Wiring Photo and Notes: Dome Light

Wiring Photo and Notes: Dome Light




There are no notes for this wire.

Wiring Photo and Notes: Trunk/Hatch Pin



There are no notes for this wire.


Wiring Photo and Notes: Trunk/Hatch Release



There are no notes for this wire.


Wiring Photo and Notes: Trunk Release Motor

Wiring Photo and Notes: Trunk Release Motor




There are no notes for this wire.

Wiring Photo and Notes: Fuel Pump



There are no notes for this wire.


Wiring Photo and Notes: Rear Defroster



There are no notes for this wire.


Wiring Photo and Notes: Brake Wire

Wiring Photo and Notes: Brake Wire




There are no notes for this wire.

Wiring Photo and Notes: Horn Trigger



There are no notes for this wire.

Wiring Photo and Notes: Wipers



There are no notes for this wire.

Wiring Photo and Notes: Left Front Speaker (+/-)

Wiring Photo and Notes: Left Front Speaker (+/-)



On models with amplifier, the woofer wires are gray - purple at the amplifier under passenger seat, white 18 pin plug, pins 8 - 18. The tweeter wires are white/black - black/white at the amplifier, white 14 pin plug, pins 5 - 13.

Wiring Photo and Notes: Right Front Speaker (+/-)



On models with amplifier, the woofer wires are brown - blue at the amplifier under passenger seat, white 18 pin plug, pins 7 - 17. The tweeter wires are lt. green - yellow at the amplifier, white 14 pin plug, pins 2 - 8.

Wiring Photo and Notes: Left Rear Speaker (+/-)



On models with amplifier, the speaker wires are pink - black at the amplifier under passenger seat, white 14 pin plug, pins 6 - 14.

Wiring Photo and Notes: Right Rear Speaker (+/-)

Wiring Photo and Notes: Right Rear Speaker (+/-)



On models with amplifier, the speaker wires are brown - blue at the amplifier under passenger seat, white 14 pin plug, pins 1 - 7.

© 2018 Directed. All rights reserved.

DirectWire and its vehicle information are for the sole use of authorized Directed personnel and its participating dealers and distributors. The information contained on these pages may contain confidential and privileged information. Any unauthorized review, use, disclosure or distribution is prohibited.