

**2017 Mitsubishi Outlander - North America**


Item	Wire Color	Polarity	Wire Location
<b>12 Volts</b>	Blue (30A)	+	Dash Fuse Box, white 2 pin plug, pin 2
<b>Ground</b>	(chassis ground)		
<b>Starter</b>	Violet	+	Ignition Switch, white 6 pin plug, pin 5 --or-- Dash Fuse Box, white 13 pin plug, pin 9
<b>Ignition</b>	Brown/Red	+	Ignition Switch, white 6 pin plug, pin 2 --or-- Dash Fuse Box, white 8 pin plug, pin 2
<b>Accessory</b>	Blue/Red	+	Ignition Switch, white 6 pin plug, pin 6 --or-- Dash Fuse Box, white 8 pin plug, pin 4
<b>Keysense</b>	blue	open	dash fuse box, white 36 pin plug, pin 30
<b>CAN Bus High</b>	yellow (HS CAN)	data	data link connector, black 16 pin plug, pin 6
<b>CAN Bus Low</b>	brown (HS CAN)	data	data link connector, black 16 pin plug, pin 14
<b>CAN Bus High 2</b>	yellow/pink (MS CAN)	data	dash fuse box, white 36 pin plug, pin 17
<b>CAN Bus Low 2</b>	red/white (MS CAN)	data	dash fuse box, white 36 pin plug, pin 16
<b>IMMO Data</b>	violet/green	data	dash fuse box, white 36 pin plug, pin 4
<b>IMMO Clock</b>	green/white	data	dash fuse box, white 36 pin plug, pin 5
<b>Door Lock Data</b>	pink/blue (keyless entry signal)	data	dash fuse box, white 36 pin plug, pin 2
<b>Power Lock</b>	gray	-	dash fuse box, white 36 pin plug, pin 28
<b>Power Unlock</b>	pink/black	-	dash fuse box, white 36 pin plug, pin 31
<b>Lock Motor</b>	gray	5 wire	dash fuse box, white 9 pin plug, pin 6
<b>Driver Unlock Motor</b>	yellow	5 wire	dash fuse box, white 9 pin plug, pin 5
<b>Passenger Unlock Motor</b>	lt. green	5 wire	dash fuse box, white 9 pin plug, pin 2
<b>Factory Alarm Arm</b>	(factory remote only)		
<b>Factory Alarm Disarm</b>	(see disarm no unlock)		
<b>Disarm No Unlock</b>	(transponder and ignition)		
<b>Parking Lights</b>	white/black (L); black/white (R)	+	dash fuse box, white 13 pin plug, pins 6, 3
<b>Parking Lights -</b>	(LIN bus)		
<b>Hazards</b>	lt. green/red	-	dash fuse box, white 36 pin plug, pin 26
<b>Turn Signal (Left)</b>	pink	+	dash fuse box, white 13 pin plug, pin 5
<b>Turn Signal (Right)</b>	violet	+	dash fuse box, white 13 pin plug, pin 11
<b>Headlight</b>	violet (LO); gray (HI)	-	dash fuse box, white 28 pin plug, pins 11, 18
<b>AutoLights</b>	(LIN bus)		
<b>Reverse Light</b>	blue	+	dash fuse box, white 13 pin plug, pin 12
<b>Left Front Door Trigger</b>	blue	-	dash fuse box, blue 22 pin plug, pin 9
<b>Right Front Door Trigger</b>	brown	-	dash fuse box, blue 22 pin plug, pin 10
<b>Left Rear Door Trigger</b>	lt. green	-	dash fuse box, blue 22 pin plug, pin 20
<b>Right Rear Door Trigger</b>	white/black	-	dash fuse box, blue 22 pin plug, pin 11
<b>Dome Light</b>	black/white	-	dash fuse box, white 7 pin plug, pin 2
<b>Trunk/Hatch Pin</b>	yellow	-	dash fuse box, blue 22 pin plug, pin 19
<b>Hood Pin</b>	pink/blue	-	dash fuse box, white 28 pin plug, pin 19
<b>Trunk/Hatch Release</b>	black/white (rear handle switch); lt. green/black (power liftgate)	-	dash fuse box, blue 22 pin plug, pin 18; power liftgate switch, blue 14 pin plug, pin 10
<b>Trunk Release Motor</b>	gray (without power liftgate)	5 wire	dash fuse box, white 13 pin plug, pin 4
<b>Tachometer</b>	lt. green, violet, white/black, gray, white, or red	ac	any fuel injector, gray 2 pin plug, pin 2
<b>Fuel Pump</b>	white	+	dash fuse box, white 3 pin plug, pin 2
<b>Rear Defroster</b>	red	+ latched	dash fuse box, white 3 pin plug, pin 1
<b>Mirror Defroster</b>	(same as rear defroster)		
<b>Left Front Heated Seat</b>	green	5 wire	heated seat switch, white 9 pin plug, pin 3
<b>Right Front Heated Seat</b>	white/black	5 wire	heated seat switch, white 9 pin plug, pin 9
<b>Speed Sense</b>	gray	ac	radio, white 20 pin plug, pin 11

2017 Mitsubishi Outlander - North America			
Item	Wire Color	Polarity	Wire Location
Brake Wire	brown	+	dash fuse box, white 11 pin plug, pin 3
Parking Brake	violet	-	driver kick, white 18 pin plug, pin 2
Horn Trigger	black/white	-	dash fuse box, white 13 pin plug, pin 8
Wipers	pink/green	-	dash fuse box, white 36 pin plug, pin 24
Left Front Window (Up/Down)	red - blue	A	power window main switch, white 16 pin plug, pins 4 - 3
Right Front Window (Up/Down)	black/white - white/black	A	driver kick, white 16 pin plug, pins 8 - 9
Left Rear Window (Up/Down)	brown - violet	A	driver kick, white 16 pin plug, pins 13 - 14
Right Rear Window (Up/Down)	lt. green - white	A	driver kick, white 16 pin plug, pins 15 - 16
Sun Roof (Open/Close)	yellow - green (function with ignition on only)	-	sunroof switch, black 6 pin plug, pins 5 - 6
Radio 12V	red	+	radio, white 20 pin plug, pin 10
Radio Ground	black	-	radio, white 20 pin plug, pin 20
Radio Ignition	lt. green	+	radio, white 20 pin plug, pin 1
Radio Illumination	pink/black (dimmer)	+	radio, white 20 pin plug, pin 9
Factory Amp Turn-on	lt. green	+	radio, white 18 pin plug, pin 8
Power Antenna	violet	+	radio, white 20 pin plug, pin 14
Left Front Speaker (+/-)	pink - blue	+,-	radio, white 20 pin plug, pins 8 - 18
Right Front Speaker (+/-)	green - yellow	+,-	radio, white 20 pin plug, pins 6 - 16
Left Rear Speaker (+/-)	brown - white	+,-	radio, white 20 pin plug, pins 7 - 17
Right Rear Speaker (+/-)	green - yellow or white - black	+,-	radio, white 20 pin plug, pins 5 - 15
Subwoofer (+/-)	red - yellow (1); white - green (2)	+,-	amplifier under passenger seat, white 18 pin plug, pins 1 - 9; 2 - 10
Aux. Audio Input Left (+/-)	yellow - violet (hands-free audio)	+,-	radio, white 18 pin plug, pins 4 - 12
Aux. Audio Input Right (+/-)	brown - violet (hands-free audio)	+,-	radio, white 18 pin plug, pins 3 - 12
RSE Video (+/-)	black - green or white - green (rear view camera video)	+,-	radio, gray 8 pin plug, pins 6 - 7
RSE Audio Left (+/-)	black/red - black	+,-	radio, white 18 pin plug, pins 2 - 10
RSE Audio Right (+/-)	white/red - black	+,-	radio, white 18 pin plug, pins 1 - 10
Satellite Radio 12 Volts	red	+	Satellite Radio above passenger kick, white 14 pin plug, pin 1
Satellite Radio Ground	black	-	Satellite Radio above passenger kick, white 14 pin plug, pin 8
Satellite Radio Ignition	lt. green	+	Satellite Radio above passenger kick, white 14 pin plug, pin 2
Satellite Radio Antenna	(coaxial cable)		
Satellite Audio Left (+/-)	black - white	+,-	Satellite Radio above passenger kick, white 14 pin plug, pins 6 - 7
Satellite Audio Right (+/-)	red - green	+,-	Satellite Radio above passenger kick, white 14 pin plug, pins 14 - 13
Headunit	double DIN		center of dash
Left Front Speaker	6.5		left front door
Left Front Tweeter	1.25		left front door
Right Front Speaker	6.5		right front door
Right Front Tweeter	1.25		right front door
Left Rear Speaker	6.5		left rear door
Left Rear Tweeter	(coaxial)		

**2017 Mitsubishi Outlander - North America**


Item	Wire Color	Polarity	Wire Location
Right Rear Speaker	6.5		right rear door
Right Rear Tweeter	(coaxial)		
Subwoofer	10		left rear quarter panel

**Wiring Photo and Notes: 12 Volts**




There are no notes for this wire.

**Wiring Photo and Notes: Starter**



There are no notes for this wire.


**Wiring Photo and Notes: Ignition**



There are no notes for this wire.


**Wiring Photo and Notes: Accessory**

### Wiring Photo and Notes: Accessory




There are no notes for this wire.

### Wiring Photo and Notes: Keysense



There are no notes for this wire.


### Wiring Photo and Notes: CAN Bus High



There are no notes for this wire.


### Wiring Photo and Notes: CAN Bus Low

**Wiring Photo and Notes: CAN Bus Low**




There are no notes for this wire.

**Wiring Photo and Notes: CAN Bus High 2**



There are no notes for this wire.


**Wiring Photo and Notes: CAN Bus Low 2**



There are no notes for this wire.


**Wiring Photo and Notes: Power Lock**

**Wiring Photo and Notes: Power Lock**




There are no notes for this wire.

**Wiring Photo and Notes: Power Unlock**



There are no notes for this wire.


**Wiring Photo and Notes: Lock Motor**



There are no notes for this wire.


**Wiring Photo and Notes: Driver Unlock Motor**

**Wiring Photo and Notes: Driver Unlock Motor**




There are no notes for this wire.

**Wiring Photo and Notes: Passenger Unlock Motor**



There are no notes for this wire.


**Wiring Photo and Notes: Parking Lights**



There are no notes for this wire.


**Wiring Photo and Notes: Hazards**

**Wiring Photo and Notes: Hazards**




There are no notes for this wire.

**Wiring Photo and Notes: Turn Signal (Left)**



There are no notes for this wire.

**Wiring Photo and Notes: Turn Signal (Right)**




There are no notes for this wire.

**Wiring Photo and Notes: Reverse Light**




**Wiring Photo and Notes: Reverse Light**




There are no notes for this wire.

**Wiring Photo and Notes: Left Front Door Trigger**



There are no notes for this wire.


**Wiring Photo and Notes: Right Front Door Trigger**



There are no notes for this wire.


**Wiring Photo and Notes: Left Rear Door Trigger**

**Wiring Photo and Notes: Left Rear Door Trigger**




There are no notes for this wire.

**Wiring Photo and Notes: Right Rear Door Trigger**



There are no notes for this wire.


**Wiring Photo and Notes: Dome Light**



There are no notes for this wire.


**Wiring Photo and Notes: Trunk/Hatch Pin**

**Wiring Photo and Notes: Trunk/Hatch Pin**




There are no notes for this wire.

**Wiring Photo and Notes: Trunk/Hatch Release**



There are no notes for this wire.


**Wiring Photo and Notes: Trunk Release Motor**



There are no notes for this wire.


**Wiring Photo and Notes: Fuel Pump**

**Wiring Photo and Notes: Fuel Pump**




There are no notes for this wire.

**Wiring Photo and Notes: Rear Defroster**



There are no notes for this wire.


**Wiring Photo and Notes: Brake Wire**



There are no notes for this wire.


**Wiring Photo and Notes: Horn Trigger**

**Wiring Photo and Notes: Horn Trigger**



There are no notes for this wire.

**Wiring Photo and Notes: Wipers**



There are no notes for this wire.

**Wiring Photo and Notes: Left Front Speaker (+/-)**



On models with amplifier, the woofer wires are gray - purple at the amplifier under passenger seat, white 18 pin plug, pins 8 - 18. The tweeter wires are white/black - black/white at the amplifier, white 14 pin plug, pins 5 - 13.

**Wiring Photo and Notes: Right Front Speaker (+/-)**

**Wiring Photo and Notes: Right Front Speaker (+/-)**



On models with amplifier, the woofer wires are brown - blue at the amplifier under passenger seat, white 18 pin plug, pins 7 - 17. The tweeter wires are lt. green - yellow at the amplifier, white 14 pin plug, pins 2 - 8.

**Wiring Photo and Notes: Left Rear Speaker (+/-)**



On models with amplifier, the speaker wires are pink - black at the amplifier under passenger seat, white 14 pin plug, pins 6 - 14.

**Wiring Photo and Notes: Right Rear Speaker (+/-)**



On models with amplifier, the speaker wires are brown - blue at the amplifier under passenger seat, white 14 pin plug, pins 1 - 7.