

**2013 Volkswagen Beetle - North America**


Item	Wire Color	Polarity	Wire Location
<b>12 Volts</b>	Red/Yellow (30A)	+	VESCM under driver dash, black 73 pin plug, pin 68
<b>Second 12 Volts</b>	Red/Violet (5A)	+	Ignition Switch, black 10 pin plug, pin 1
<b>Ground</b>	(chassis ground)		
<b>Starter</b>	Red/Black	+	Ignition Switch, black 10 pin plug, pin 4
<b>Ignition</b>	Black/Violet	+	Ignition Switch, black 10 pin plug, pin 8
<b>Accessory</b>	Black/Red	+	Ignition Switch, black 10 pin plug, pin 3
<b>Keysense</b>	Black/Gray	+	Ignition Switch, black 10 pin plug, pin 2
<b>CAN Bus High</b>	Orange/Black	Data	OBD-Data Link Connector, black 16 pin plug, pin 6
<b>CAN Bus Low</b>	Orange/Brown	Data	OBD-Data Link Connector, black 16 pin plug, pin 14
<b>CAN Bus High 2</b>	Orange/Green	Data	VESCM under driver dash, white 73 pin plug, pin 20
<b>CAN Bus Low 2</b>	Orange/Brown	Data	VESCM under driver dash, white 73 pin plug, pin 21
<b>OBD 12 Volts</b>	Red/White (10A)	+	OBD-Data Link Connector, black 16 pin plug, pin 16
<b>OBD Ground</b>	Brown	-	OBD-Data Link Connector, black 16 pin plug, pin 4
<b>OBD Ignition</b>	Black/Blue	+	OBD-Data Link Connector, black 16 pin plug, pin 1
<b>IMMO Antenna</b>	Blue	RF	Immobilizer Reader Coil on ignition switch, 2 pin plug, pin 1
<b>Power Lock</b>	Brown/Green	- 560 Ohms	VESCM under driver dash, black 73 pin plug, pin 25
<b>Power Unlock</b>	(same as power lock)	-	
<b>Lock Motor</b>	Blue/Green	Reverse	VESCM under driver dash, black 73 pin plug, pin 11
<b>Driver Unlock Motor</b>	Blue/Violet	Reverse	VESCM under driver dash, black 73 pin plug, pin 12
<b>Passenger Unlock Motor</b>	Brown/Yellow	Reverse	VESCM under driver dash, black 73 pin plug, pin 15
<b>Factory Alarm Arm</b>	Blue/Red (key lock)	-	VESCM under driver dash, black 73 pin plug, pin 24
<b>Factory Alarm Disarm</b>	(same as factory alarm arm)	- 180 Ohms	
<b>Disarm No Unlock</b>	(transponder and ignition)		
<b>Parking Lights</b>	Gray/Red	+	VESCM under driver dash, black 73 pin plug, pin 45
<b>Hazards</b>	Brown/Red	-	VESCM under driver dash, black 73 pin plug, pin 28
<b>Turn Signal (Left)</b>	Black/White	+	VESCM under driver dash, white 73 pin plug, pin 14
<b>Turn Signal (Right)</b>	Black/Green	+	VESCM under driver dash, white 73 pin plug, pin 15
<b>Headlight</b>	White	+	VESCM under driver dash, white 73 pin plug, pin 52
<b>Reverse Light</b>	Blue/Black	+	VESCM under driver dash, white 73 pin plug, pin 12 or 48
<b>Left Front Door Trigger</b>	Brown/Yellow	-	VESCM under driver dash, black 73 pin plug, pin 19
<b>Right Front Door Trigger</b>	Brown/Yellow	-	VESCM under driver dash, black 73 pin plug, pin 20
<b>Dome Light</b>	Red/Blue	-	VESCM under driver dash, black 73 pin plug, pin 4
<b>Trunk/Hatch Pin</b>	Brown/Black	-	VESCM under driver dash, black 73 pin plug, pin 30

2013 Volkswagen Beetle - North America			
Item	Wire Color	Polarity	Wire Location
Hood Pin	Brown/Green	-	VESCM under driver dash, black 73 pin plug, pin 27
Trunk/Hatch Release	Violet (rear handle switch)	-	VESCM under driver dash, black 73 pin plug, pin 23
Trunk Release Motor	Red/Blue	Reverse	VESCM under driver dash, black 73 pin plug, pin 10
Fuel Door Release	(unlocks along with driver door)		
Tachometer	Gray (2.0L); Green/Violet (2.5L)	AC	Camshaft Position Sensor, engine center front or passenger front, 3 pin plug, pin 2
Tachometer 2	Green/Brown (diesel)	AC	Camshaft Position Sensor, engine passenger front, 3 pin plug, pin 2
Clutch Pedal	Violet/White	-	VESCM under driver dash, white 73 pin plug, pin 55
Clutch Pedal 2	Violet/White (some 2.0L)	-	ECM next to battery, 94 pin plug, pin 20
Fuel Pump	Black/Violet (2.0L); Blue/Red (2.5L, diesel)	+	Driver Kick, harness to rear
Rear Defroster	Black	+ Latched	VESCM under driver dash, white 73 pin plug, pin 63
Mirror Defroster	Blue/White	-	VESCM under driver dash, white 73 pin plug, pin 58
Left Front Heated Seat	(CAN and LIN)		
Right Front Heated Seat	(CAN and LIN)		
Speed Sense	(wheel speed sensor)		
Brake Wire	Black/Red (functions with ignition on only)	+	VESCM under driver dash, black 73 pin plug, pin 43
Parking Brake	Brown/Yellow	-	Parking Brake Switch, 2 pin plug, pin 1
Horn Trigger	Black/White	+	VESCM under driver dash, black 73 pin plug, pin 72
Horn - Factory Alarm	Violet	+	VESCM under driver dash, black 73 pin plug, pin 53
Wipers	Violet/Blue (LO); Violet (HI)	+	Wiper Switch, 10 pin plug, pin 4 (LO); pin 6 (HI)
Wipers Protection	Black/Blue (ignition)	Cut	Wiper Switch, 10 pin plug, pin 3
All Windows Up-Down	(use factory alarm arm/disarm)		
Sun Roof (Open/Close)	Brown/Green - Violet/Green (tilt up/down) (function with ignition on only)	-	Sunroof Switch, 6 pin plug, pins 4 - 6
Convertible Top Open-Close	Blue - Green (function with ignition on only)	-	Power Top Switch, 4 pin plug, pins 3 - 4
Radio 12V	Red/Yellow	+	Radio, black 8 pin plug, pin 8 or 16 pin plug, pin 16
Radio Ground	Brown	-	Radio, black 8 pin plug, pin 7 or 16 pin plug, pin 12
Radio Ignition	(CAN)		
Radio Illumination	(CAN)		
Factory Amp Turn-on	(CAN)		
Left Front Speaker (+/-)	Brown/Green - Brown/Blue or Green - Brown	+,-	Radio, brown 8 pin plug, pins 3 - 7 or 16 pin plug, pins 3 - 7
Right Front Speaker (+/-)	Brown/Red - Brown/Black or Blue - Brown	+,-	Radio, brown 8 pin plug, pins 2 - 6 or 16 pin plug, pins 2 - 6
Left Rear Speaker (+/-)	Red/White - Brown/White or White - Brown	+,-	Radio, brown 8 pin plug, pins 4 - 8 or 16 pin plug, pins 4 - 8
Right Rear Speaker (+/-)	Red/Violet - Brown/Violet or Yellow - Brown	+,-	Radio, brown 8 pin plug, pins 1 - 5 or 16 pin plug, pins 1 - 5
Left Front Speaker - With Amp	Brown/Red - Brown/Black (woofer); Red/Green - Brown/Green (midrange)	+,-	Amplifier under driver seat, 38 pin plug, pins 6 - 18 (woofer); pins 13 - 14 (midrange)

### 2013 Volkswagen Beetle - North America

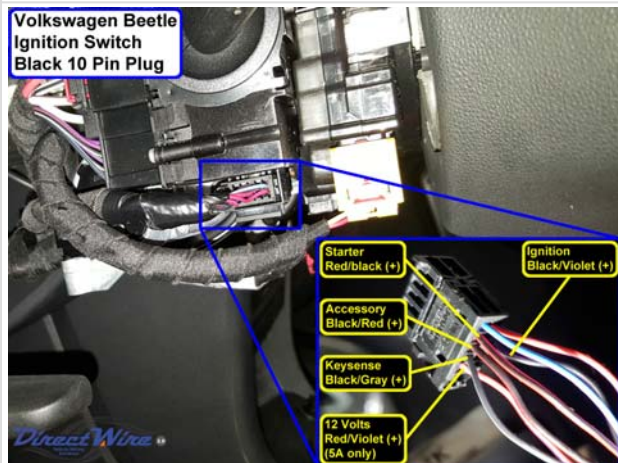
Item	Wire Color	Polarity	Wire Location
<b>Right Front Speaker - With Amp</b>	Brown/Green - Brown/Blue (woofer); Red/Gray - Brown/Gray (midrange)	+,-	Amplifier under driver seat, 38 pin plug, pins 3 - 15 (woofer); pins 12 - 11 (midrange)
<b>Left Front Tweeter - With Amp</b>	Gray/Yellow - Gray/Blue	+,-	Amplifier under driver seat, 38 pin plug, pins 8 - 20
<b>Right Front Tweeter - With Amp</b>	Green/Yellow - Green/Blue	+,-	Amplifier under driver seat, 38 pin plug, pins 19 - 7
<b>Left Rear Speaker - With Amp</b>	Red/White - Brown/White	+,-	Amplifier under driver seat, 38 pin plug, pins 9 - 21
<b>Right Rear Speaker - With Amp</b>	Red/Violet - Brown/Violet	+,-	Amplifier under driver seat, 38 pin plug, pins 22 - 10
<b>Subwoofer - With Amp</b>	Gray/Brown - Gray/Red (coil 1); Brown/Red - White/Red (coil 2)	+,-	Amplifier under driver seat, 38 pin plug, pins 4 - 16 (coil 1); pins 17 - 5 (coil 2)
<b>Aux. Audio Input Left (+/-)</b>	Gray - Yellow	+,-	Radio, green 12 pin plug, pins 7 - 1
<b>Aux. Audio Input Right (+/-)</b>	Green - Yellow	+,-	Radio, green 12 pin plug, pins 2 - 1
<b>Headunit</b>	Irregular		Center of Dash
<b>Left Front Speaker</b>	6.5	4	Left Front Door
<b>Left Front Tweeter</b>	1.5	1	Left Front Door
<b>Right Front Speaker</b>	6.5	4	Right Front Door
<b>Right Front Tweeter</b>	1.5	1	Right Front Door
<b>Left Rear Speaker</b>	6.5	4.25	Left Rear Side Panel
<b>Right Rear Speaker</b>	6.5	4.25	Right Rear Side Panel

### Wiring Photo and Notes: 12 Volts




There are no notes for this wire.

### Wiring Photo and Notes: Second 12 Volts




There are no notes for this wire.

**Wiring Photo and Notes: Starter**




There are no notes for this wire.

**Wiring Photo and Notes: Ignition**



There are no notes for this wire.


**Wiring Photo and Notes: Accessory**



There are no notes for this wire.


**Wiring Photo and Notes: Keysense**

**Wiring Photo and Notes: Keysense**




There are no notes for this wire.

**Wiring Photo and Notes: CAN Bus High**



There are no notes for this wire.


**Wiring Photo and Notes: CAN Bus Low**



There are no notes for this wire.


**Wiring Photo and Notes: CAN Bus High 2**

**Wiring Photo and Notes: CAN Bus High 2**




There are no notes for this wire.

**Wiring Photo and Notes: CAN Bus Low 2**



There are no notes for this wire.


**Wiring Photo and Notes: OBD 12 Volts**



There are no notes for this wire.


**Wiring Photo and Notes: OBD Ground**

**Wiring Photo and Notes: OBD Ground**




There are no notes for this wire.

**Wiring Photo and Notes: OBD Ignition**



There are no notes for this wire.


**Wiring Photo and Notes: Power Lock**



There are no notes for this wire.


**Wiring Photo and Notes: Lock Motor**

**Wiring Photo and Notes: Lock Motor**




There are no notes for this wire.

**Wiring Photo and Notes: Driver Unlock Motor**



There are no notes for this wire.

**Wiring Photo and Notes: Passenger Unlock Motor**




There are no notes for this wire.

**Wiring Photo and Notes: Factory Alarm Arm**




**Wiring Photo and Notes: Factory Alarm Arm**




There are no notes for this wire.

**Wiring Photo and Notes: Parking Lights**



There are no notes for this wire.


**Wiring Photo and Notes: Hazards**



There are no notes for this wire.


**Wiring Photo and Notes: Turn Signal (Left)**

**Wiring Photo and Notes: Turn Signal (Left)**




There are no notes for this wire.

**Wiring Photo and Notes: Turn Signal (Right)**



There are no notes for this wire.


**Wiring Photo and Notes: Reverse Light**



There are no notes for this wire.


**Wiring Photo and Notes: Left Front Door Trigger**

### Wiring Photo and Notes: Left Front Door Trigger




There are no notes for this wire.

### Wiring Photo and Notes: Right Front Door Trigger



There are no notes for this wire.


### Wiring Photo and Notes: Dome Light



There are no notes for this wire.


### Wiring Photo and Notes: Trunk/Hatch Pin

**Wiring Photo and Notes: Trunk/Hatch Pin**




There are no notes for this wire.

**Wiring Photo and Notes: Hood Pin**



There are no notes for this wire.

**Wiring Photo and Notes: Trunk/Hatch Release**



There are no notes for this wire.

**Wiring Photo and Notes: Trunk Release Motor**

**Wiring Photo and Notes: Trunk Release Motor**




Volkswagen Beetle  
VESCM Under  
Driver Dash  
Black 73 Pin Plug

Trunk/Hatch  
Release Motor  
Red/Blue  
(Reverse)

There are no notes for this wire.

**Wiring Photo and Notes: Rear Defroster**




Volkswagen Beetle  
VESCM Under  
Driver Dash  
White 73 Pin Plug

Mirror Defroster  
Blue/White (-)    Rear Defroster  
Black (+ Latched)

There are no notes for this wire.

**Wiring Photo and Notes: Mirror Defroster**




Volkswagen Beetle  
VESCM Under  
Driver Dash  
White 73 Pin Plug

Mirror Defroster  
Blue/White (-)    Rear Defroster  
Black (+ Latched)

There are no notes for this wire.


**Wiring Photo and Notes: Brake Wire**

**Wiring Photo and Notes: Brake Wire**




There are no notes for this wire.

**Wiring Photo and Notes: Horn Trigger**



There are no notes for this wire.

**Wiring Photo and Notes: Horn - Factory Alarm**



There are no notes for this wire.