

2019 Dodge/Ram 1500 - North America


Item	Wire Color	Polarity	Wire Location
12 Volts	Red (40A)	+	BCM under driver dash, black 4 pin plug (B), pin 3
Ground	(chassis ground)		
Starter Kill	Lt. Blue/Tan	+	BCM under driver dash, black 24 pin plug (A), pin 19
Ignition	Violet/Brown	+	Ignition Node (ignition switch), black 6 pin plug, pin 4
Ignition Sense	Pink/White	+	BCM under driver dash, black 48 pin plug (E), pin 27
Accessory	Brown/Orange (for accessory sense only)	+	BCM under driver dash, black 48 pin plug (E), pin 36
Data Bus	(INTERFACE MODULE IS REQUIRED FOR REMOTE START)		
CAN Bus High	Lt. Green (CAN C)	Data	Green CAN Junction Block left of steering column, white 3 pin plug, pin 1
CAN Bus Low	Yellow (CAN C)	Data	Green CAN Junction Block left of steering column, white 3 pin plug, pin 2
CAN Bus High 2	White/Gray (CAN IHS)	Data	White CAN Junction Block left of steering column, white 2 pin plug, pin 2
CAN Bus Low 2	White/Orange (CAN IHS)	Data	White CAN Junction Block left of steering column, white 2 pin plug, pin 1
CAN Bus High 3	Tan (DIAG CAN)	Data	OBD-Data Link Connector, black 16 pin plug, pin 6
CAN Bus Low 3	Yellow (DIAG CAN)	Data	OBD-Data Link Connector, black 16 pin plug, pin 14
OBD 12 Volts	Red (10A)	+	OBD-Data Link Connector, black 16 pin plug, pin 16
OBD Ground	Black	-	OBD-Data Link Connector, black 16 pin plug, pin 4
IMMO Data	White/Lt. Green	Data	Ignition Node (ignition switch), black 6 pin plug, pin 5
Power Lock	violet/lt. green (passenger switch)	- 330 ohms	passenger window/door lock switch, green 10 pin plug, pin 8
Power Unlock	(same as power lock)	- 100 ohms	
Lock Motor	lt. green/dk. blue	Reverse	BCM under driver dash, white 48 pin plug (F), pin 2
Driver Unlock Motor	tan/lt. green	Reverse	BCM under driver dash, white 48 pin plug (F), pin 1
Passenger Unlock Motor	violet/lt. green	Reverse	BCM under driver dash, white 48 pin plug (F), pin 3
Factory Alarm Arm	(arms on lock with door open)		
Factory Alarm Disarm	(transponder and ignition)		
Parking Lights	white/brown (LF); white/orange (RF)	+	BCM under driver dash, black 24 pin plug (A), pin 4 (LF); white 24 pin plug (D), pin 3 (RF)
Parking Lights 2	white/dk. blue (LR); white/lt. blue (RR)	+	BCM under driver dash, white 48 pin plug (F), pin 32 (LR); black 48 pin plug (E), pin 4 (RR)
Parking Lights -	White/Brown (see Tech Doc 1082)	- 1130 Ohms	Headlight Switch, black 10 pin plug, pin 1
Parking Lights MUX	White/Brown	MUX	Headlight Switch, black 10 pin plug, pin 1
Hazards	white/dk. blue	-	BCM under driver dash, blue 24 pin plug (G), pin 21
Turn Signal (Left)	white/lt. green (LF); white (LR)	+	BCM under driver dash, white 24 pin plug (D), pin 14 (LF); white 48 pin plug (F), pin 40 (LR)
Turn Signal (Right)	white/tan (RF); white/lt. green (RR)	+	BCM under driver dash, black 24 pin plug (A), pin 13 (RF); black 48 pin plug (E), pin 2 (RR)
Headlight	white/brown (need to relay isolate the switch)	- 660 ohms	BCM under driver dash, blue 24 pin plug (G), pin 20
AutoLights	white/brown (need to relay isolate the switch)	- 2000 ohms (off)	BCM under driver dash, blue 24 pin plug (G), pin 20
Reverse Light	white/tan	+	BCM under driver dash, white 48 pin plug (F), pin 41
Left Front Door Trigger	Violet	-	BCM under driver dash, white 48 pin plug (F), pin 9
Right Front Door Trigger	violet/white	-	BCM under driver dash, white 48 pin plug (F), pin 23
Left Rear Door Trigger	violet/gray	-	BCM under driver dash, blue 24 pin plug (G), pin 18

2019 Dodge/Ram 1500 - North America			
Item	Wire Color	Polarity	Wire Location
Right Rear Door Trigger	violet/yellow	-	BCM under driver dash, black 48 pin plug (E), pin 5
Dome Light	yellow/violet	+	BCM under driver dash, blue 24 pin plug (G), pin 14
Hood Pin	Violet/Lt. Blue	-	BCM under driver dash, black 24 pin plug (A), pin 11
Tachometer	brown/stripe (gasoline)	ac	any fuel injector
Tachometer 2	dk. blue/gray (diesel)	ac	camshaft position sensor, engine driver side front, black 3 pin plug, pin 2
Clutch Pedal	yellow/orange or yellow/gray	-	clutch switch, green 2 pin plug, pin 1
Fuel Pump	dk. blue/orange	+	underhood fuse box, blue 42 pin plug, pin 17
Rear Defroster	dk. blue	+ latched	junction plug under driver dash, black 43 pin plug, pin 21
Mirror Defroster	(CAN IHS)		
Left Front Heated Seat	(CAN IHS)		
Right Front Heated Seat	(CAN IHS)		
Speed Sense	(wheel speed sensor)		
Brake Wire	dk. green/white	+	BCM under driver dash, white 24 pin plug (D), pin 18
Parking Brake	dk. green/white	-	BCM under driver dash, black 48 pin plug (E), pin 11
Horn Trigger	dk. green/white	+	BCM under driver dash, black 24 pin plug (A), pin 23
Wipers	brown/yellow	+	BCM under driver dash, black 24 pin plug (A), pin 12
Left Front Window (Up/Down)	orange/tan - orange/white	A	Driver Door Module, violet 5 pin plug, pins 4 - 5
Right Front Window (Up/Down)	orange/brown - orange/violet	A	Passenger Door Module, violet 5 pin plug, pins 4 - 5
Left Rear Window (Up/Down)	orange/white - orange/gray	A	driver kick, door harness
Right Rear Window (Up/Down)	orange/lt. blue - orange/dk. blue	A	driver kick, door harness
Sun Roof (Open/Close)	orange/tan - orange/lt. blue (function with ignition on only)	+	sunroof switch, black 4 pin plug, pins D - C
Memory Seat 1	violet/brown	- resistor	memory seat switch, black 4 pin plug, pin 3
Memory Seat 2	(same as memory seat 1)	- resistor	
Radio 12V	red	+	radio, black 52 pin plug, pin 44
Radio Ground	black	-	radio, black 52 pin plug, pin 43
Radio Ignition	(CAN IHS)		
Radio Illumination	(CAN IHS)		
Factory Amp Turn-on	(CAN IHS)		
Left Front Speaker (+/-)	gray/violet - gray/yellow	+,-	radio, black 52 pin plug, pins 47 - 51
Right Front Speaker (+/-)	dk. green/violet - dk. green/yellow	+,-	radio, black 52 pin plug, pins 46 - 50
Left Rear Speaker (+/-)	gray/lt. green - gray/dk. green	+,-	radio, black 52 pin plug, pins 48 - 52
Right Rear Speaker (+/-)	dk. green/lt. green - dk. green/gray	+,-	radio, black 52 pin plug, pins 45 - 49
Left Front Speaker - With Amp	gray/violet - gray/yellow	+,-	amplifier under driver dash, black 16 pin plug, pins 8 - 16
Right Front Speaker - With Amp	dk. green/violet - dk. green/yellow	+,-	amplifier under driver dash, black 16 pin plug, pins 7 - 15
Left Front Tweeter - With Amp	gray/orange - gray/yellow	+,-	amplifier under driver dash, white 22 pin plug, pins 20 - 9
Right Front Tweeter - With Amp	gray/dk. green - gray/lt. green	+,-	amplifier under driver dash, white 22 pin plug, pins 19 - 8

2019 Dodge/Ram 1500 - North America

Item	Wire Color	Polarity	Wire Location
Left Rear Speaker - With Amp	gray/lt. green - gray/dk. green	+,-	amplifier under driver dash, black 16 pin plug, pins 13 - 5
Right Rear Speaker - With Amp	dk. green/lt. green - dk. green/gray	+,-	amplifier under driver dash, black 16 pin plug, pins 4 - 12
Left Rear Tweeter - With Amp	tan/white - dk. green/gray	+,-	amplifier under driver dash, white 22 pin plug, pins 10 - 21
Right Rear Tweeter - With Amp	dk. green/brown - yellow/gray	+,-	amplifier under driver dash, black 16 pin plug, pins 10 - 2
Center Channel - With Amp	gray/brown - gray/orange	+,-	amplifier under driver dash, black 16 pin plug, pins 3 - 11
Subwoofer - With Amp	gray/brown - dk. green/brown (coil 1); gray/white - dk. green/white (coil 2)	+,-	amplifier under driver dash, black 16 pin plug, pins 14 - 6 (coil 1); white 22 pin plug, pins 11 - 22 (coil 2)
Aux. Audio Input Left (+/-)	lt. green/tan - lt. green/dk. blue	+,-	radio, black 52 pin plug, pins 16 - 7
Aux. Audio Input Right (+/-)	lt. green/lt. blue - lt. green/dk. blue	+,-	radio, black 52 pin plug, pins 6 - 7
Rearview Camera Video	dk. green/brown - dk. green/orange	+,-	radio, black 52 pin plug, pins 31 - 32
RSE Audio Left (+/-)	dk. green/white - gray/orange (CD changer audio)	+,-	radio, black 52 pin plug, pins 10 - 9
RSE Audio Right (+/-)	gray/white - gray/orange (CD changer audio)	+,-	radio, black 52 pin plug, pins 8 - 9
Headunit	irregular		center of dash
Left Front Speaker	6 x 9		left front door
Left Front Tweeter	3.5		left front dash
Right Front Speaker	6 x 9		right front door
Right Front Tweeter	3.5		right front dash
Left Rear Speaker	6 x 9		left rear door or side panel
Left Rear Tweeter	2.5		left rear roof
Right Rear Speaker	6 x 9		right rear door or side panel
Right Rear Tweeter	2.5		right rear roof
Center Channel	3.5		top center of dash
Subwoofer	8		under rear seat

Wiring Photo and Notes: Starter Kill



There are no notes for this wire.

Wiring Photo and Notes: Ignition

Wiring Photo and Notes: Ignition


Ram 1500
Ignition Node (w/o Smart Key)
Keyless Ignition Node (w/Smart Key)
black 6 pin plug



There are no notes for this wire.

Wiring Photo and Notes: CAN Bus High


Ram 1500
Green CAN Junction
Block Left Of
Steering Column
White 3 Pin Plug



There are no notes for this wire.

Wiring Photo and Notes: CAN Bus Low


Ram 1500
Green CAN Junction
Block Left Of
Steering Column
White 3 Pin Plug



There are no notes for this wire.


Wiring Photo and Notes: CAN Bus High 2

Wiring Photo and Notes: CAN Bus High 2




There are no notes for this wire.

Wiring Photo and Notes: CAN Bus Low 2



There are no notes for this wire.


Wiring Photo and Notes: CAN Bus High 3



There are no notes for this wire.


Wiring Photo and Notes: CAN Bus Low 3

Wiring Photo and Notes: CAN Bus Low 3




There are no notes for this wire.

Wiring Photo and Notes: OBD 12 Volts



There are no notes for this wire.

Wiring Photo and Notes: OBD Ground




There are no notes for this wire.

Wiring Photo and Notes: IMMO Data

Wiring Photo and Notes: IMMO Data


Ram 1500
Ignition Node (w/o Smart Key)
Keyless Ignition Node (w/Smart Key)
black 6 pin plug



There are no notes for this wire.

Wiring Photo and Notes: Lock Motor


Ram 1500
BCM under driver dash
white 48 pin plug (F)



There are no notes for this wire.

Wiring Photo and Notes: Driver Unlock Motor


Ram 1500
BCM under driver dash
white 48 pin plug (F)



There are no notes for this wire.


Wiring Photo and Notes: Passenger Unlock Motor

Wiring Photo and Notes: Passenger Unlock Motor




There are no notes for this wire.

Wiring Photo and Notes: Parking Lights -



There are no notes for this wire.


Wiring Photo and Notes: Parking Lights MUX



There are no notes for this wire.


Wiring Photo and Notes: Hazards

Wiring Photo and Notes: Hazards




There are no notes for this wire.

Wiring Photo and Notes: Headlight



There are no notes for this wire.


Wiring Photo and Notes: Left Front Door Trigger



There are no notes for this wire.


Wiring Photo and Notes: Right Front Door Trigger

Wiring Photo and Notes: Right Front Door Trigger




There are no notes for this wire.

Wiring Photo and Notes: Left Rear Door Trigger



There are no notes for this wire.


Wiring Photo and Notes: Dome Light



There are no notes for this wire.


Wiring Photo and Notes: Hood Pin

Wiring Photo and Notes: Hood Pin




There are no notes for this wire.

Wiring Photo and Notes: Horn Trigger



There are no notes for this wire.

Wiring Photo and Notes: Wipers



There are no notes for this wire.

© 2018 Directed. All rights reserved.

DirectWire and its vehicle information are for the sole use of authorized Directed personnel and its participating dealers and distributors. The information contained on these pages may contain confidential and privileged information. Any unauthorized review, use, disclosure or distribution is prohibited.