


2008 Suzuki Grand Vitara (Smart Key) - North America

Item	Wire Color	Polarity	Wire Location
12 Volts	white/red (50A)	+	ignition switch, 6 pin plug, pin 3 or below dash fuse box
Second 12 Volts	white/green (40A)	+	ignition switch, 6 pin plug, pin 4 or below dash fuse box
Ground	(chassis ground)		
Starter	black/yellow	+	ignition switch, 6 pin plug, pin 2 or dash fuse box
Ignition	black/yellow	+	ignition switch, 6 pin plug, pin 6 or dash fuse box
Accessory	yellow	+	ignition switch, 6 pin plug, pin 1 or dash fuse box
Second Accessory	blue	+	ignition switch, 6 pin plug, pin 5 or dash fuse box
Keysense	blue/red	+	key/knob switch, white 8 pin plug, pin 4
Ignition Knob Push Switch	brown/red	+	key/knob switch, white 8 pin plug, pin 5
CAN Bus High	red	data	data link conn or BCM left of dash fuse box, white 40 pin plug, pin 2
CAN Bus Low	white	data	data link conn or BCM left of dash fuse box, white 40 pin plug, pin 4
Power Lock	pink/black	-	BCM left of dash fuse box, white 40 pin plug, pin 27
Power Unlock	pink/green	-	BCM left of dash fuse box, white 40 pin plug, pin 26
Lock Motor	blue/red	5 wire	BCM left of dash fuse box, white 15 pin plug, pin 3
Driver Unlock Motor	blue	5 wire	BCM left of dash fuse box, white 15 pin plug, pin 8
Passenger Unlock Motor	blue/yellow	5 wire	BCM left of dash fuse box, white 15 pin plug, pin 2
Factory Alarm Arm	pink (driver door key lock)	-	BCM left of dash fuse box, white 40 pin plug, pin 37
Factory Alarm Disarm	pink/blue (driver door key unlock)	double -	BCM left of dash fuse box, white 40 pin plug, pin 36
Disarm No Unlock	(see factory alarm disarm)		
Parking Lights	red/yellow	+	dash fuse box, white 20 pin plug, pin 4
Parking Lights -	red/blue	-	headlight switch, white 13 pin plug, pin 13
Hazards	yellow/red	-	BCM left of dash fuse box, white 40 pin plug, pin 34
Turn Signal (Left)	green/red	+	dash fuse box, white 16 pin plug, pin 6
Turn Signal (Right)	green/yellow	+	dash fuse box, white 16 pin plug, pin 7
Headlight	red/blue	-	headlight switch, white 13 pin plug, pin 8
AutoLights	gray (interrupt to turn off autolights)	-	headlight switch, white 13 pin plug, pin 12
Reverse Light	red	+	driver kick, harness to rear
Left Front Door Trigger	black/orange	-	BCM left of dash fuse box, white 40 pin plug, pin 39
Right Front Door Trigger	black/red	-	BCM left of dash fuse box, white 40 pin plug, pin 38
Left Rear Door Trigger	(same as right front door trigger)		
Right Rear Door Trigger	(same as right front door trigger)		
Dome Light	black/red	-	BCM left of dash fuse box, white 15 pin plug, pin 15
Trunk/Hatch Pin	(same as right front door trigger)		
Trunk/Hatch Release	(use trunk release motor)		
Trunk Release Motor	blue/white (unlock only)	5 wire	BCM left of dash fuse box, white 15 pin plug, pin 7
Tachometer	pnk, pnk/blk, pnk/grn, pnk/blu, gry/grn or gry/blk	ac	any fuel injector, gray 2 pin plug, pin 1
Clutch Pedal	black/orange	-	clutch switch, white 2 pin plug, pin 1
Fuel Pump	pink	+	driver kick, harness to rear
Rear Defroster	blue/black	- latched	BCM left of dash fuse box, white 40 pin plug, pin 14
Mirror Defroster	(same as rear defroster)		
Left Front Heated Seat	red/black	+ latched	left seat heater switch, green 6 pin plug, pin 4
Right Front Heated Seat	green/red	+ latched	right seat heater switch, green 6 pin plug, pin 4
Speed Sense	blue/black (some models only)	ac	radio, blue 20 pin plug, pin 18 or BCM, white 24 pin plug, pin 22
Brake Wire	green/white	+	brake switch or driver kick, harness to rear
Parking Brake	red/black	-	BCM left of dash fuse box, white 40 pin plug, pin 8
Horn Trigger	blue	-	BCM left of dash fuse box, white 40 pin plug, pin 15

2008 Suzuki Grand Vitara (Smart Key) - North America

Item	Wire Color	Polarity	Wire Location
Wipers	blue (LO); blue/red (HI); yellow/red (ignition)	+	wiper switch, black 10 pin plug, pins 7, 9, 8
Left Front Window (Up/Down)	yellow - red	A	power window main switch, gray 18 pin plug, pins 3 - 2
Right Front Window (Up/Down)	green/black - red/black	A	driver kick, door harness
Left Rear Window (Up/Down)	green/yellow - red/yellow	A	driver kick, door harness
Right Rear Window (Up/Down)	green/white - red/white	A	driver kick, door harness
Sun Roof (Open/Close)	pink/black - pink/blue (function with ignition only)	-	sliding roof switch, white 5 pin plug, pins 2 - 3
Radio 12V	white	+	radio, blue 20 pin plug, pin 1
Radio Ground	black	-	radio, blue 20 pin plug, pin 11
Radio Ignition	white/black	+	radio, blue 20 pin plug, pin 9
Radio Illumination	red/yellow (parking lights); red/green (dimmer)	+,-	radio, blue 20 pin plug, pins 2, 12
Power Antenna	white/blue	+	radio, blue 20 pin plug, pin 10
Left Front Speaker (+/-)	black/white - brown/white	+,-	radio, blue 20 pin plug, pins 3 - 13
Right Front Speaker (+/-)	gray/green - pink/green	+,-	radio, blue 20 pin plug, pins 4 - 14
Left Rear Speaker (+/-)	blue - lt. green/black	+,-	radio, blue 20 pin plug, pins 5 - 15
Right Rear Speaker (+/-)	blue/black - gray/red	+,-	radio, blue 20 pin plug, pins 6 - 16
Subwoofer (+/-)	(paralleled with rear speakers)		
Headunit	irregular		center of dash
Left Front Speaker	6.5		left front door
Right Front Speaker	6.5		right front door
Left Rear Speaker	6.5		left rear door
Right Rear Speaker	6.5		right rear door


Wiring Photo and Notes: 12 Volts



There are no notes for this wire.

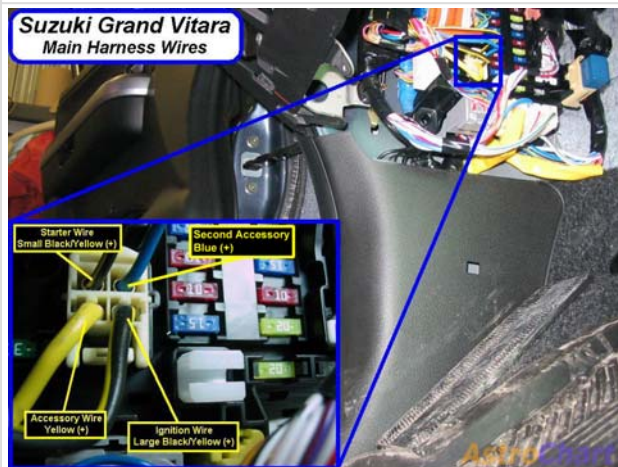
Wiring Photo and Notes: Second 12 Volts

Wiring Photo and Notes: Second 12 Volts



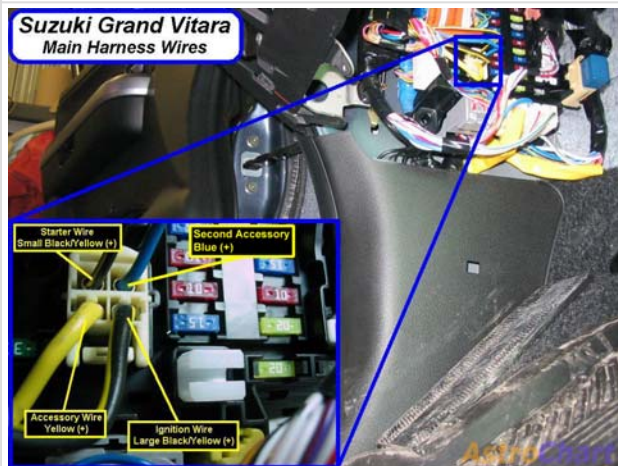
There are no notes for this wire.

Wiring Photo and Notes: Starter



There are no notes for this wire.

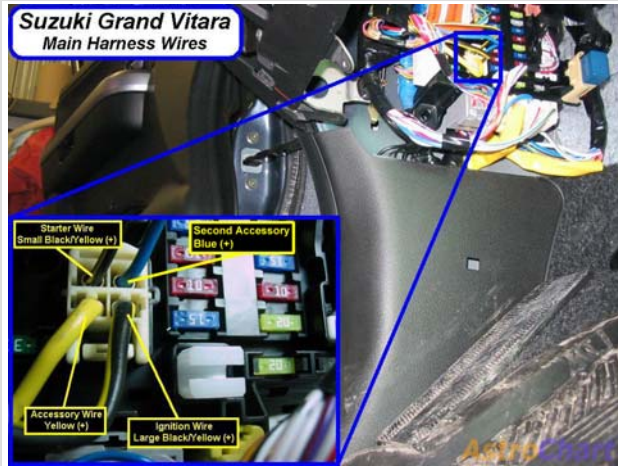
Wiring Photo and Notes: Ignition



There are no notes for this wire.

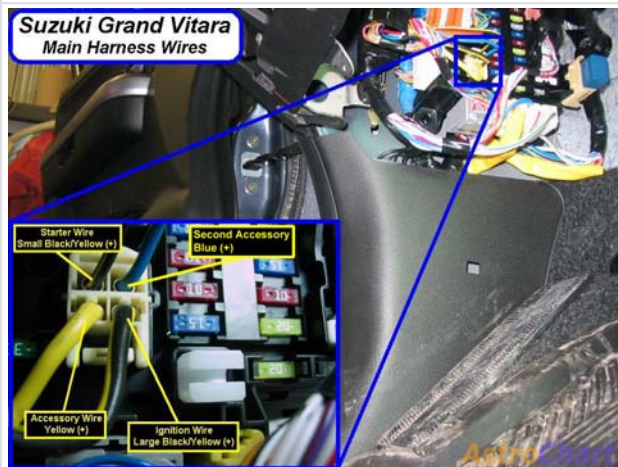
Wiring Photo and Notes: Accessory

Wiring Photo and Notes: Accessory




There are no notes for this wire.

Wiring Photo and Notes: Second Accessory



There are no notes for this wire.


Wiring Photo and Notes: Keysense



There are no notes for this wire.

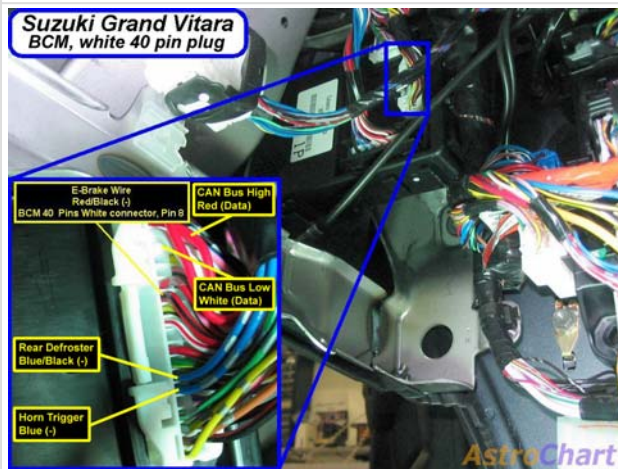
Wiring Photo and Notes: Ignition Knob Push Switch

Wiring Photo and Notes: Ignition Knob Push Switch



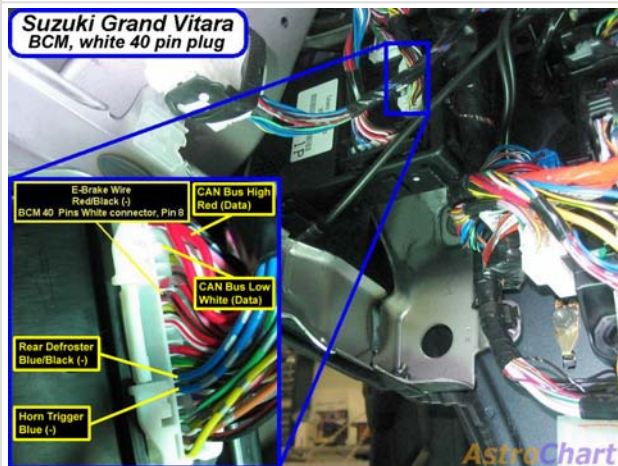
There are no notes for this wire.

Wiring Photo and Notes: CAN Bus High



There are no notes for this wire.


Wiring Photo and Notes: CAN Bus Low



There are no notes for this wire.

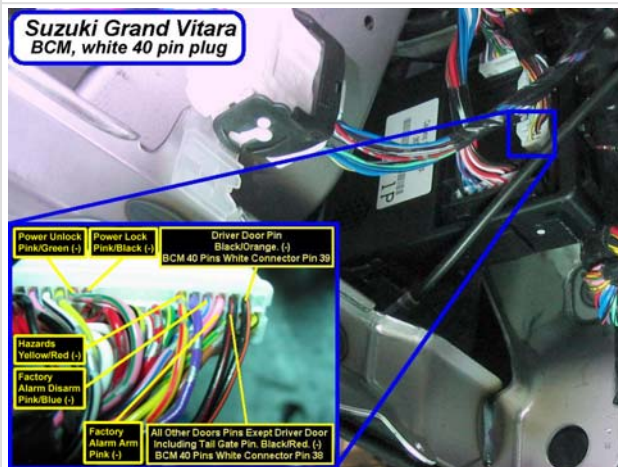
Wiring Photo and Notes: Power Lock

Wiring Photo and Notes: Power Lock



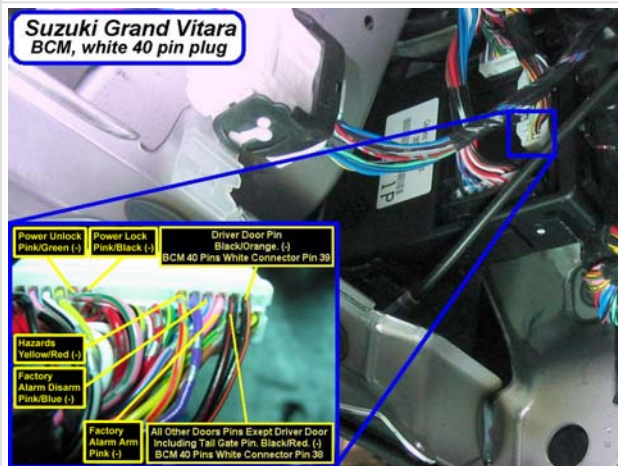
There are no notes for this wire.

Wiring Photo and Notes: Power Unlock



There are no notes for this wire.


Wiring Photo and Notes: Factory Alarm Arm



There are no notes for this wire.


Wiring Photo and Notes: Factory Alarm Disarm

Wiring Photo and Notes: Factory Alarm Disarm




There are no notes for this wire.

Wiring Photo and Notes: Parking Lights



There are no notes for this wire.


Wiring Photo and Notes: Parking Lights -



There are no notes for this wire.


Wiring Photo and Notes: Hazards

Wiring Photo and Notes: Hazards




There are no notes for this wire.

Wiring Photo and Notes: Headlight



There are no notes for this wire.

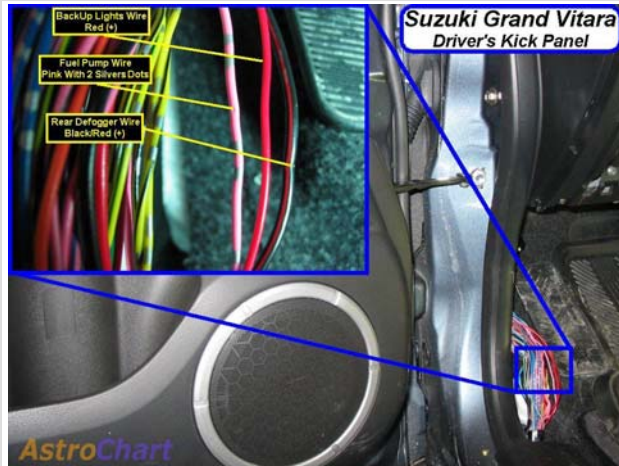
Wiring Photo and Notes: AutoLights



There are no notes for this wire.

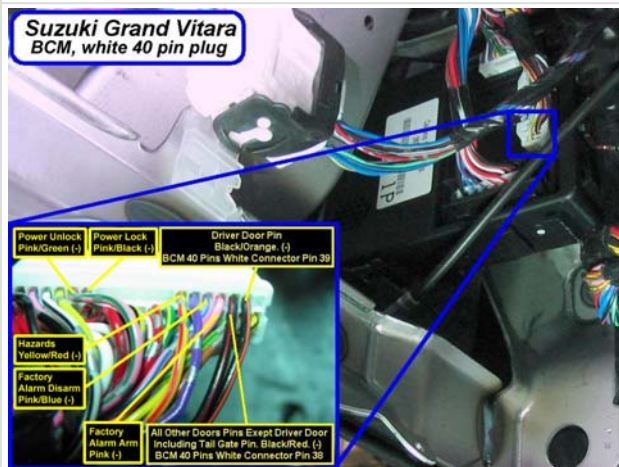
Wiring Photo and Notes: Reverse Light

Wiring Photo and Notes: Reverse Light



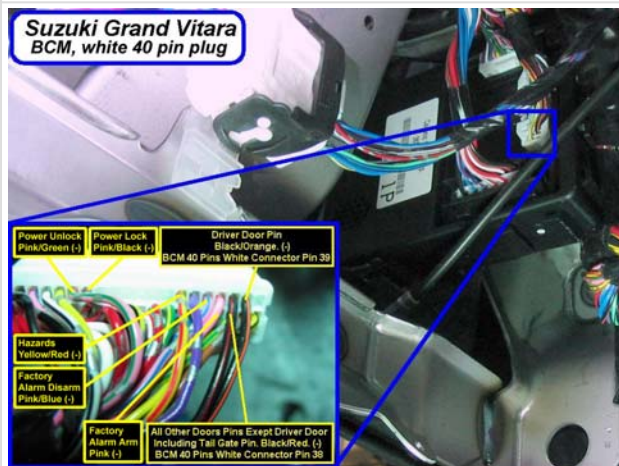
There are no notes for this wire.

Wiring Photo and Notes: Left Front Door Trigger



There are no notes for this wire.

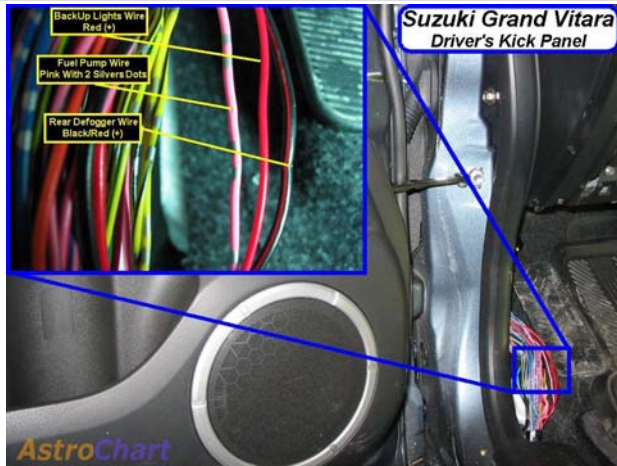
Wiring Photo and Notes: Right Front Door Trigger



There are no notes for this wire.

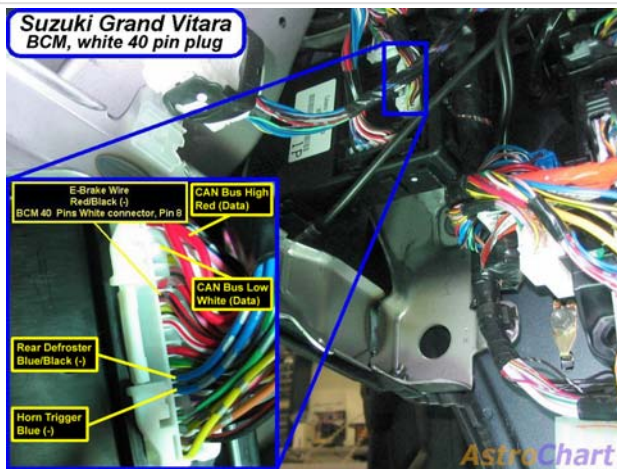
Wiring Photo and Notes: Fuel Pump

Wiring Photo and Notes: Fuel Pump



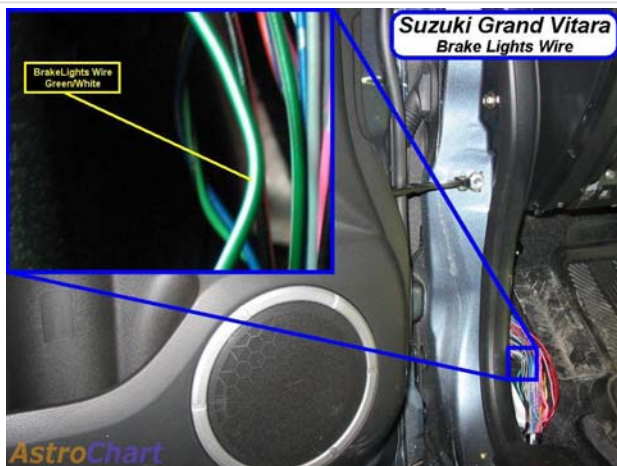
There are no notes for this wire.

Wiring Photo and Notes: Rear Defroster



There are no notes for this wire.

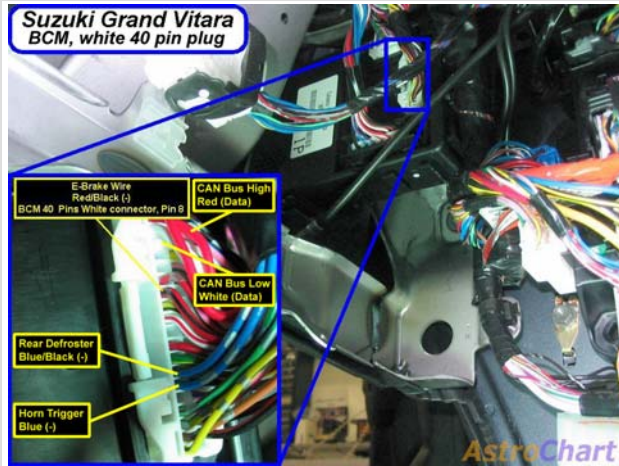
Wiring Photo and Notes: Brake Wire



There are no notes for this wire.

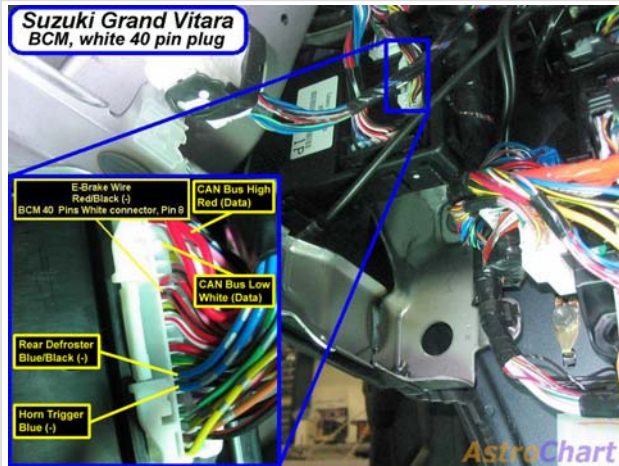
Wiring Photo and Notes: Parking Brake

Wiring Photo and Notes: Parking Brake



There are no notes for this wire.

Wiring Photo and Notes: Horn Trigger



There are no notes for this wire.