


2014 Mazda MX-5 Miata - North America			
Item	Wire Color	Polarity	Wire Location
12 Volts	white/green (40A)	+	ignition switch, white 6 pin plug, pin 3
Second 12 Volts	yellow/black (15A)	+	ignition switch, white 6 pin plug, pin 6
Ground	(chassis ground)		
Starter	white/blue	+	ignition switch, white 6 pin plug, pin 1
Ignition	green/white	+	ignition switch, white 6 pin plug, pin 2
Accessory	pink/black	+	ignition switch, white 6 pin plug, pin 4
Second Accessory	white/red	+	ignition switch, white 6 pin plug, pin 5
Keysense	brown/red	+	key switch, white 2 pin plug, pin 2 or steering lock unit, white 8 pin plug, pin 2
CAN Bus High	blue/white (HS CAN)	data	data link connector, black 16 pin plug, pin 6
CAN Bus Low	green/black (HS CAN)	data	data link connector, black 16 pin plug, pin 14
RX DATA	blue/orange or violet	data	PATS Transceiver on ignition switch, white 4 pin plug, pin 1
TX DATA	yellow/black or gray/blue	data	PATS Transceiver on ignition switch, white 4 pin plug, pin 2
Door Lock MUX	Brown/White	MUX	Keyless Control Module above driver kick, gray 27 pin plug, pin 10
Power Lock	Brown/White	- 1000 Ohms	Keyless Control Module above driver kick, gray 27 pin plug, pin 10
Power Unlock	(same as power lock)	-	
Lock Motor	Lt. Green	Reverse	Keyless Control Module above driver kick, white 6 pin plug, pin 2
Driver Unlock Motor	Gray	Reverse	Keyless Control Module above driver kick, white 6 pin plug, pin 5
Passenger Unlock Motor	Green/Black	Reverse	Keyless Control Module above driver kick, white 6 pin plug, pin 1
Factory Alarm MUX	Gray/Red	MUX	Keyless Control Module above driver kick, gray 27 pin plug, pin 3
Factory Alarm Arm	Gray/Red (key lock)	- 1000 Ohms	Keyless Control Module above driver kick, gray 27 pin plug, pin 3
Factory Alarm Disarm	(same as factory alarm arm)	-	
Disarm No Unlock	(use keysense)		
Trunk Alarm Shunt	brown (trunk key cylinder)	-	Keyless Control Module above driver kick, gray 27 pin plug, pin 13
Parking Lights	black/green	+	junction connector in driver kick, white 54 pin plug, pin 24
Parking Lights -	brown/black	-	headlight switch, white 17 pin plug, pin 14
Hazards	orange	-	hazard switch, white 12 pin plug, pin 11
Turn Signal (Left)	green/yellow	+	turn signal switch, white 17 pin plug, pin 1
Turn Signal (Right)	black/red	+	turn signal switch, white 17 pin plug, pin 3
Headlight	yellow/red	-	headlight switch, white 17 pin plug, pin 13
Reverse Light	red/yellow	+	junction connector in driver kick, white 54 pin plug, pin 22
Left Front Door Trigger	blue/black	-	junction connector right of steering column, white 54 pin plug, pin 9
Right Front Door Trigger	(same as dome supervision)		
Dome Light	black/blue	-	junction connector right of steering column, white 54 pin plug, pin 20
Trunk/Hatch Pin	orange to black	-	trunk pin switch or light in trunk
Hood Pin	gray	- N.C.	Keyless Control Module above driver kick, gray 27 pin plug, pin 8
Trunk/Hatch Release	violet	-	junction connector in driver kick, white 54 pin plug, pin 28
Trunk Release Motor	blue	+	trunk release relay or motor in trunk

2014 Mazda MX-5 Miata - North America			
Item	Wire Color	Polarity	Wire Location
Tachometer	white/green, red, yellow/red, or white/black	ac	any fuel injector, black 2 pin plug, pin 2
Neutral Safety	green/white (M/T)	-	PCM behind driver headlight, plug towards driver side, pin 51
Clutch Pedal	green/white	-	clutch switch, white 2 pin plug, pin 1
Fuel Pump	white/red	+	junction conn in driv kick, wht 54 pin plg, pin 26
Rear Defroster	yellow	- latched	junction connector left of steering column, white 54 pin plug, pin 45
Left Front Heated Seat	green/red	-resistors	left seat warmer switch, white 10 pin plug, pin 8
Right Front Heated Seat	green	-resistors	right seat warmer switch, gray 10 pin plug, pin 8
Speed Sense	white/blue	ac	radio, white 24 pin plug, pin 17
Brake Wire	black/yellow	+	junction connector in driver kick, white 54 pin plug, pin 25
Parking Brake	gray	-	junction connector right of steering column, white 54 pin plug, pin 10
Horn Trigger	green/orange	-	horn switch, white 8 pin plug, pin 1
Wipers	black/yellow (L), black/blu (H), blk/lt. grn (ign)	+	junction connector left of steering column, wh 14 pin plg, pins 9, 3, 4
Left Front Window (Up/Down)	red/white - red/green	A	power window switch, white 8 pin plug, pins 2 - 4, or 3 - 8
Right Front Window (Up/Down)	green/red - white/red	A	power window switch, white 8 pin plug, pins 1 - 5, or 5 - 6
Sun Roof (Open/Close)	yellow (hardtop down) (functions with ign on only)	- 993 ohms	junction connector in driver kick, white 54 pin plug, pin 4
Sun Roof (Limit/Close)	(hardtop up) (same as hardtop down)	-2183 ohms	
Radio 12V	blue/red	+	radio, white 24 pin plug, pin 14
Radio Ground	black	-	radio, white 24 pin plug, pin 24
Radio Ignition	red/black	+	radio, white 24 pin plug, pin 22
Radio Illumination	red/blue (parking lights), gray/red (dimmer)	+,-	radio, white 24 pin plug, pins 15, 16
Factory Amp Turn-on	pink/black	+	radio, white 24 pin plug, pin 6
Power Antenna	blue	+	radio, white 24 pin plug, pin 5
Left Front Speaker (+/-)	red - green or red - white	+,-	radio, white 24 pin plug, pins 1 - 2
Right Front Speaker (+/-)	white/black - yellow/red or green - black	+,-	radio, white 24 pin plug, pins 3 - 4
Left Rear Speaker (+/-)	blue/orange - blue/red or blue/yellow - yellow	+,-	radio, white 24 pin plug, pins 11 - 10
Right Rear Speaker (+/-)	blue/white - blue/black or green/org - green/blk	+,-	radio, white 24 pin plug, pins 13 - 12
Center Channel (+/-)	blue/black - green/yellow	+,-	amplifier in trunk right side, green 16 pin plug, pins 5 - 6
Aux. Audio Input Left (+/-)	black/white - white/green	+,-	radio, white 16 pin plug, pins 3 - 11
Aux. Audio Input Right (+/-)	pink - white/green	+,-	radio, white 16 pin plug, pins 2 - 10
Satellite Radio 12 Volts	blue/red	+	Sat Radio in trunk R side, wht 16 pin plug, pin 16
Satellite Radio Ground	black/white	-	Sat Radio in trunk R side, wht 16 pin plug, pin 1
Satellite Radio Ignition	red/black	+	Sat Radio in trunk R side, wht 16 pin plug, pin 8
Satellite Radio Antenna	(coaxial cable)		
Satellite Audio Left (+/-)	blue/yellow - red/blue	+,-	Satellite Radio, white 16 pin plug, pins 3 - 4
Satellite Audio Right (+/-)	green/red - red/blue	+,-	Satellite Radio, white 16 pin plug, pins 2 - 4
Headunit	irregular		center of dash
Left Front Speaker	6 x 8		left front door
Right Front Speaker	6 x 8		right front door

2014 Mazda MX-5 Miata - North America

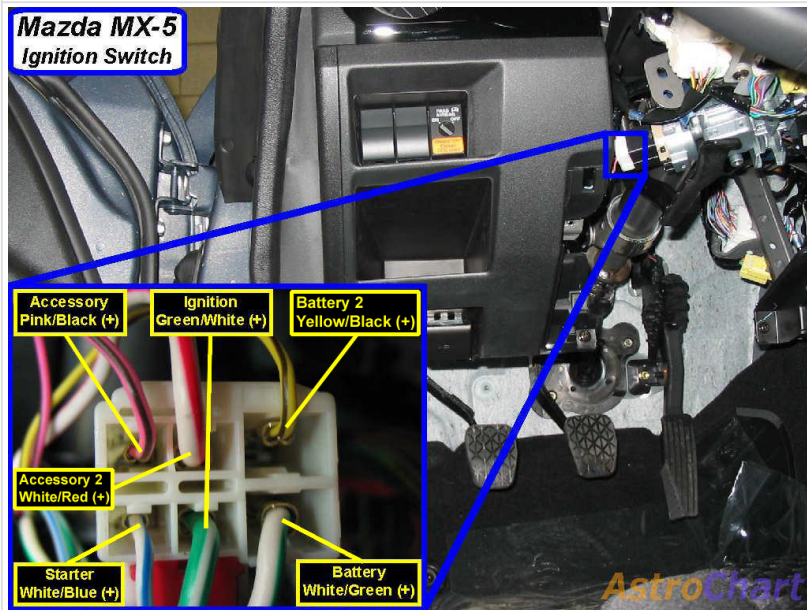
Item	Wire Color	Polarity	Wire Location
Left Rear Speaker	6 x 8		rear panel
Right Rear Speaker	6 x 8		rear panel

Wiring Photo and Notes: 12 Volts



There are no notes for this wire.

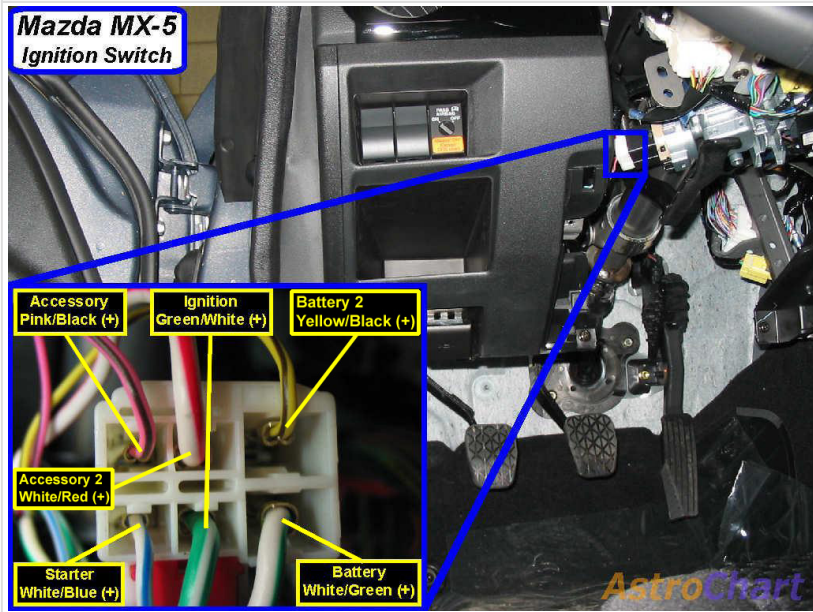
Wiring Photo and Notes: Second 12 Volts



There are no notes for this wire.

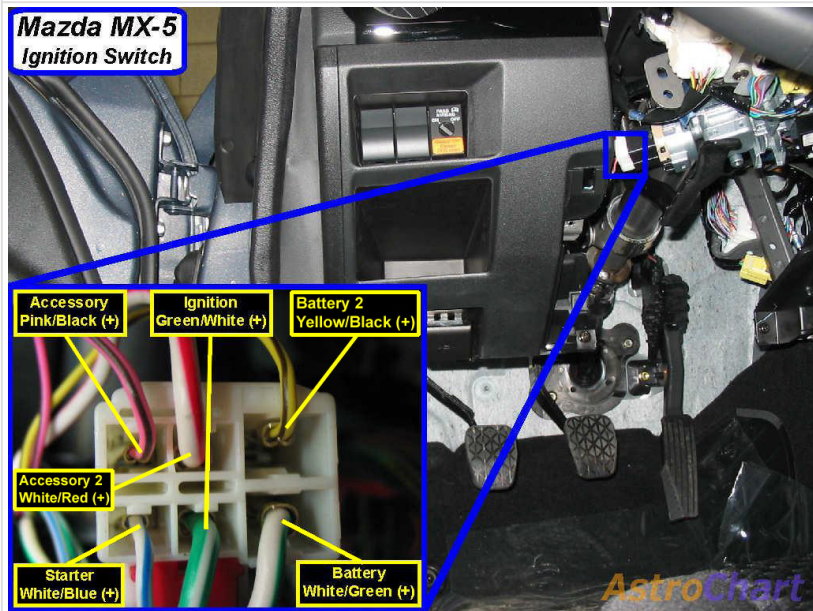
Wiring Photo and Notes: Starter

Wiring Photo and Notes: Starter



There are no notes for this wire.

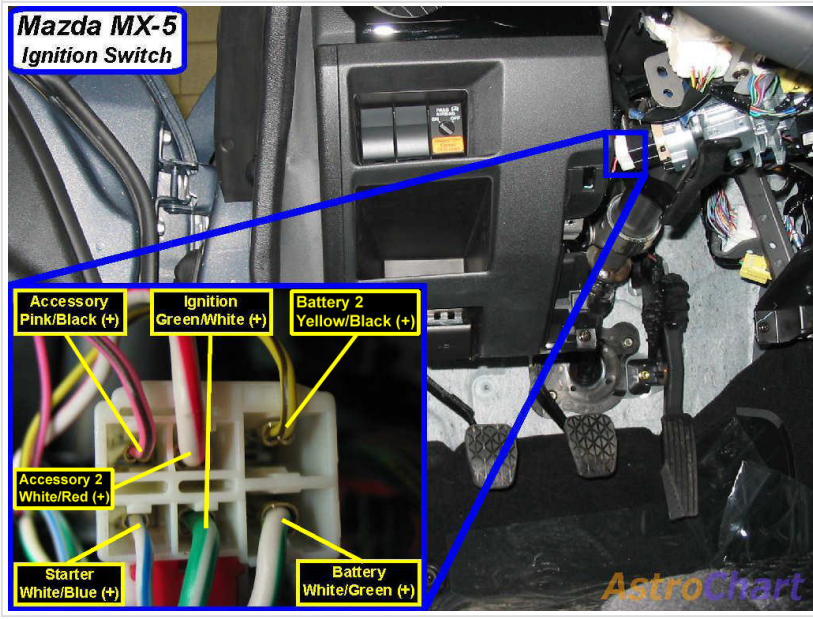
Wiring Photo and Notes: Ignition



There are no notes for this wire.


Wiring Photo and Notes: Accessory

Wiring Photo and Notes: Accessory



There are no notes for this wire.


Wiring Photo and Notes: Second Accessory



There are no notes for this wire.

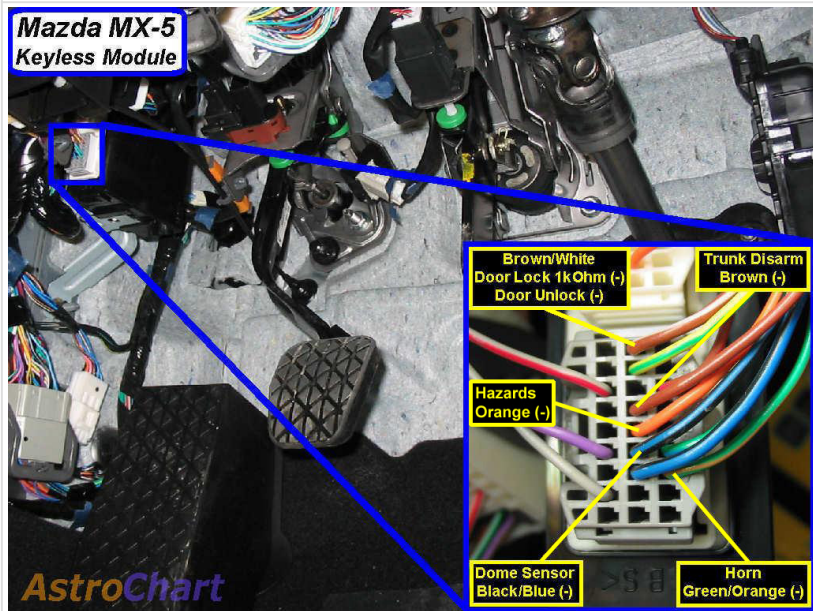
Wiring Photo and Notes: Keysense

Wiring Photo and Notes: Keysense



On models with keyless entry, it is also brown/red (+) at the Keyless Control Module above driver kick, white 30 pin plug, pin 25.

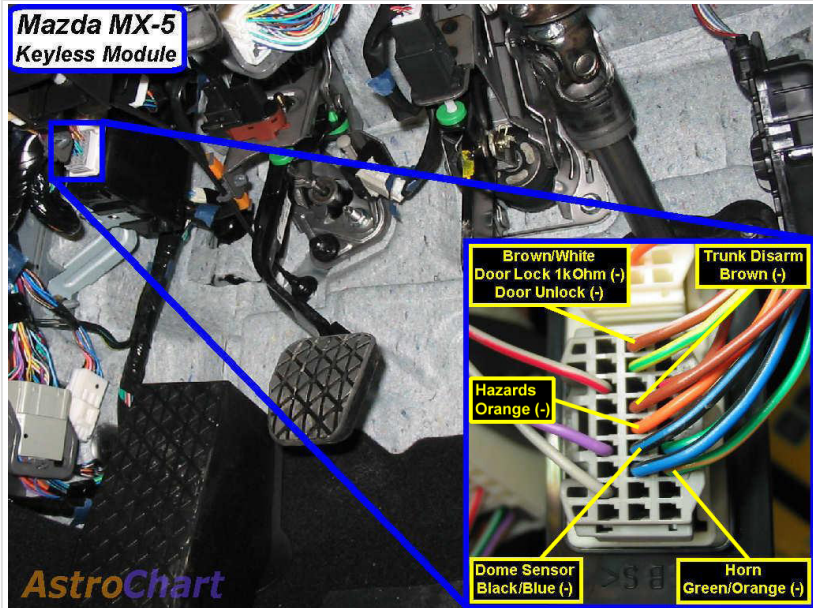
Wiring Photo and Notes: Door Lock MUX



There are no notes for this wire.


Wiring Photo and Notes: Power Lock

Wiring Photo and Notes: Power Lock



There are no notes for this wire.


Wiring Photo and Notes: Lock Motor



There are no notes for this wire.


Wiring Photo and Notes: Driver Unlock Motor

Wiring Photo and Notes: Driver Unlock Motor



There are no notes for this wire.


Wiring Photo and Notes: Passenger Unlock Motor



There are no notes for this wire.


Wiring Photo and Notes: Factory Alarm MUX

Wiring Photo and Notes: Factory Alarm MUX



There are no notes for this wire.

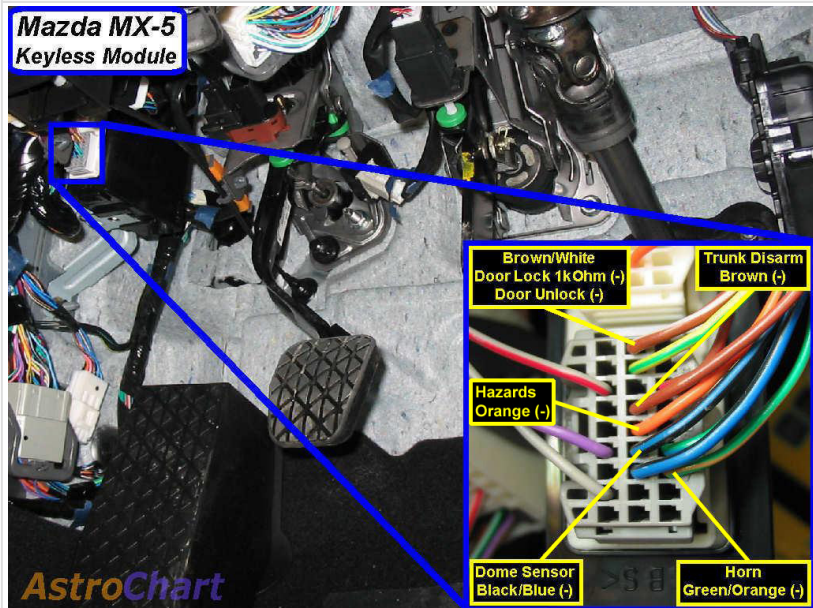
Wiring Photo and Notes: Factory Alarm Arm



There are no notes for this wire.


Wiring Photo and Notes: Trunk Alarm Shunt

Wiring Photo and Notes: Trunk Alarm Shunt



There are no notes for this wire.


Wiring Photo and Notes: Parking Lights



There are no notes for this wire.

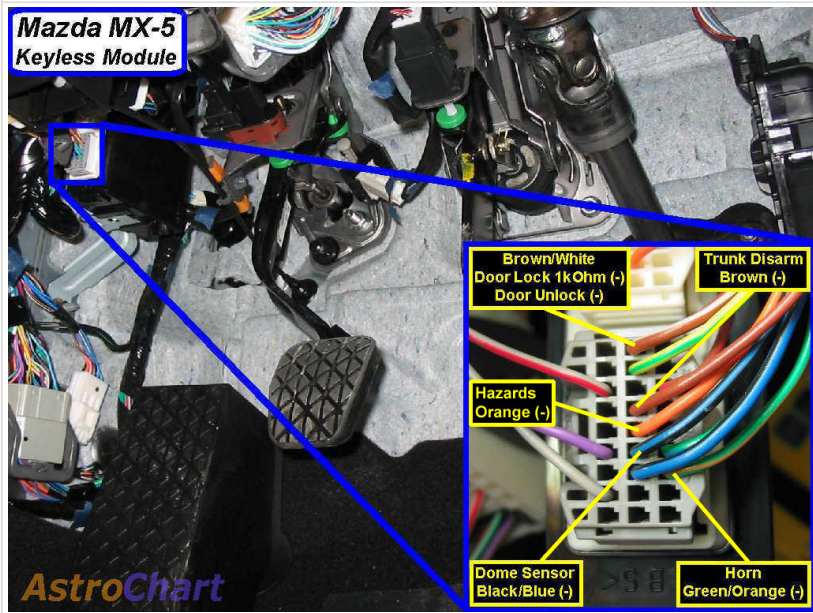
Wiring Photo and Notes: Parking Lights -

Wiring Photo and Notes: Parking Lights -



There are no notes for this wire.


Wiring Photo and Notes: Hazards



On models with keyless entry, it is also orange (-) at the Keyless Control Module above driver kick, gray 27 pin plug, pin 14.


Wiring Photo and Notes: Turn Signal (Left)

Wiring Photo and Notes: Turn Signal (Left)



There are no notes for this wire.


Wiring Photo and Notes: Turn Signal (Right)



There are no notes for this wire.


Wiring Photo and Notes: Headlight

Wiring Photo and Notes: Headlight



There are no notes for this wire.


Wiring Photo and Notes: Reverse Light



There are no notes for this wire.

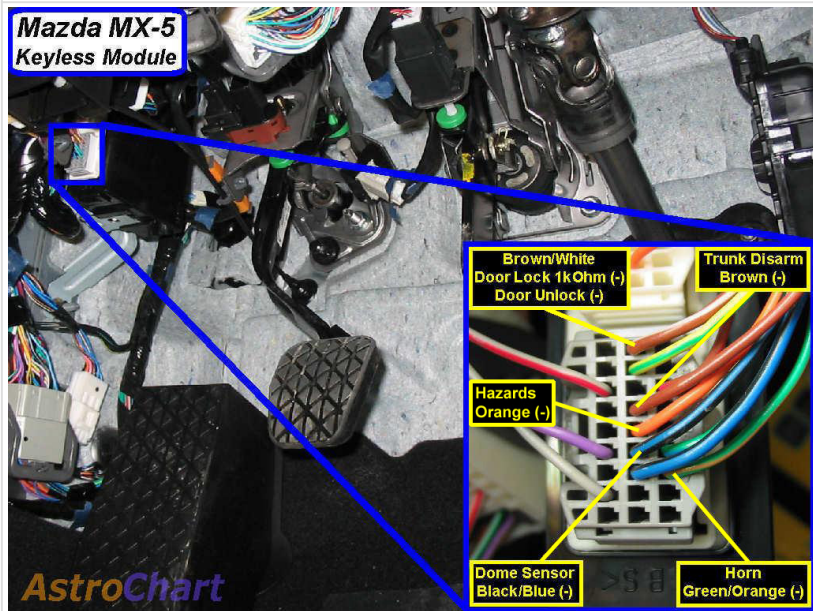
Wiring Photo and Notes: Left Front Door Trigger

Wiring Photo and Notes: Left Front Door Trigger



On models with keyless entry, it is also blue/black (-) at the Keyless Control Module above driver kick, gray 27 pin plug, pin 16.


Wiring Photo and Notes: Dome Light



On models with keyless entry, it is also black/blue (-) at the Keyless Control Module above driver kick, gray 27 pin plug, pin 15.


Wiring Photo and Notes: Trunk/Hatch Pin

Wiring Photo and Notes: Trunk/Hatch Pin



On models with keyless entry, it is also orange (-) at the Keyless Control Module above driver kick, white 30 pin plug, pin 19.


Wiring Photo and Notes: Hood Pin



There are no notes for this wire.


Wiring Photo and Notes: Trunk/Hatch Release

Wiring Photo and Notes: Trunk/Hatch Release



On models with keyless entry, it is also purple (-) at the Keyless Control Module above driver kick, gray 27 pin plug, pin 6.


Wiring Photo and Notes: Clutch Pedal



There are no notes for this wire.


Wiring Photo and Notes: Fuel Pump

Wiring Photo and Notes: Fuel Pump



There are no notes for this wire.

Wiring Photo and Notes: Rear Defogger



There are no notes for this wire.

Wiring Photo and Notes: Left Front Heated Seat

Wiring Photo and Notes: Left Front Heated Seat



Switch position 1 is -1213 ohms, 2 is -791 ohms, 3 is -426 ohms, 4 is -110 ohms, and 5 is -10 ohms.


Wiring Photo and Notes: Right Front Heated Seat



Switch position 1 is -1213 ohms, 2 is -791 ohms, 3 is -426 ohms, 4 is -110 ohms, and 5 is -10 ohms.


Wiring Photo and Notes: Brake Wire

Wiring Photo and Notes: Brake Wire



There are no notes for this wire.

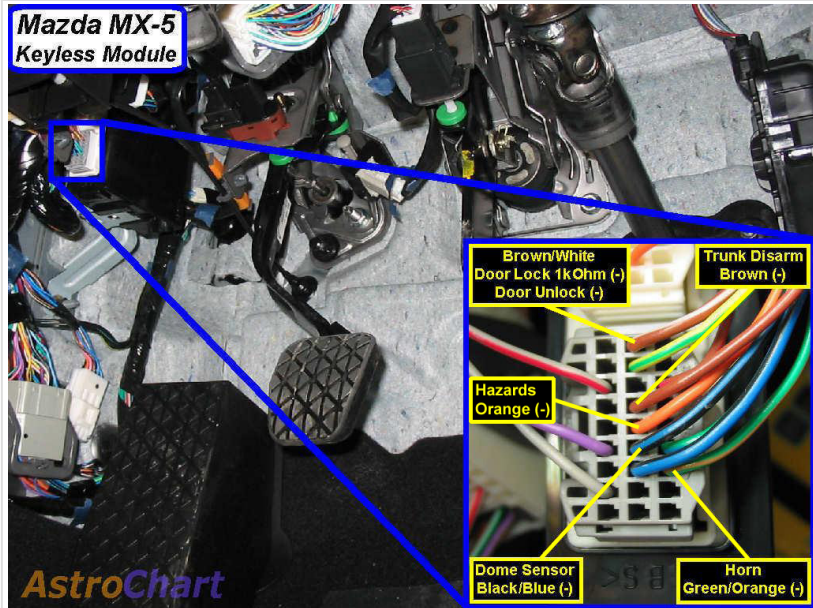
Wiring Photo and Notes: Parking Brake



There are no notes for this wire.


Wiring Photo and Notes: Horn Trigger

Wiring Photo and Notes: Horn Trigger



On models with keyless entry, it is also green/orange (-) at the Keyless Control Module above driver kick, gray 27 pin plug, pin 25.

Wiring Photo and Notes: Wipers



There are no notes for this wire.

Wiring Photo and Notes: Left Front Speaker (+/-)

Wiring Photo and Notes: Left Front Speaker (+/-)

On models with amplifier, the speaker wires are red/green - black/red at the amplifier in trunk right side, black 8 pin plug, pins 8 - 4. The tweeter wires are red/yellow - black/orange at the amplifier, green 16 pin plug, pins 10 - 9.

Wiring Photo and Notes: Right Front Speaker (+/-)

On models with amplifier, the speaker wires are white/black - yellow/black at the amplifier in trunk right side, black 8 pin plug, pins 6 - 2. The tweeter wires are purple/white - black/white at the amplifier, green 16 pin plug, pins 7 - 8.

Wiring Photo and Notes: Left Rear Speaker (+/-)

Wiring Photo and Notes: Left Rear Speaker (+/-)

On models with amplifier, the left and right rear speakers are paralleled, and the wires are purple - pink at the amplifier in trunk right side, green 16 pin plug, pins 3 - 4.

© 2018 Directed. All rights reserved.

DirectWire and its vehicle information are for the sole use of authorized Directed personnel and its participating dealers and distributors. The information contained on these pages may contain confidential and privileged information. Any unauthorized review, use, disclosure or distribution is prohibited.