

2009 Volkswagen New Beetle - North America


Item	Wire Color	Polarity	Wire Location
12 Volts	red (common 110A)	+	ignition switch, black 8 pin plug, pin 3
Second 12 Volts	red (common 110A)	+	ignition switch, black 8 pin plug, pin 7
Ground	(chassis ground)		
Starter	red/black or red/gray	+	ignition switch, black 8 pin plug, pin 5
Ignition	black	+	ignition switch, black 8 pin plug, pin 6
Accessory	black/red	+	ignition switch, black 8 pin plug, pin 2
Keysense	brown/red	+	ignition switch, black 8 pin plug, pin 8
CAN Bus High	orange/black	data	OBD-data link connector, black 16 pin plug, pin 6
CAN Bus Low	orange/brown	data	OBD-data link connector, black 16 pin plug, pin 14
CAN Bus High 2	orange/green (convertible only)	data	Comfort Module left of steering column, brown 23 pin plug, pin 9
CAN Bus Low 2	orange/brown (convertible only)	data	Comfort Module left of steering column, brown 23 pin plug, pin 6
CAN Bus High 3	orange/green (convertible only)	data	driver kick, black 10 pin plug, pin 6
CAN Bus Low 3	orange/brown (convertible only)	data	driver kick, black 10 pin plug, pin 7
IMMO Antenna	green	RF	Immobilizer Reader Coil on ignition switch, 2 pin plug, pin 1
Power Lock	red/green (hatchback)	-	Comfort Module left of steering column, brown 23 pin plug, pin 14
Power Unlock	(same as power lock)	- 250 ohms	
Power Lock2	yellow (convertible)	-	Driver Door Module, 29 pin plug, pin 23
Power Unlock2	(same as power lock)	- 250 ohms	
Lock Motor	violet/yellow	reverse	Comfort Module, black 24 pin plug, pin 19 (hatchback); Driver Door Module, 29 pin plug, pin 11 (convertible)
Driver Unlock Motor	lt. blue/yellow	reverse	Comfort Module, black 24 pin plug, pin 12 (hatchback); Driver Door Module, 29 pin plug, pin 1 (convertible)
Passenger Unlock Motor	lt. blue/violet (hatchback); lt. blue/yellow (convertible)	reverse	Comfort Module, black 24 pin plug, pin 3 (hatchback); Passenger Door Module, 29 pin plug, pin 12 (convertible)
Factory Alarm Arm	yellow/lt. blue (key lock) (hatchback)	-	Comfort Module left of steering column, black 24 pin plug, pin 2
Factory Alarm Disarm	(same as factory alarm arm)	- 250 ohms	
Factory Alarm Arm2	yellow/lt. blue (key lock) (convertible)	-	Driver Door Module, 29 pin plug, pin 4
Factory Alarm Disarm2	(same as factory alarm arm)	- 250 ohms	
Disarm No Unlock	(transponder and ignition)		
Parking Lights	gray/violet and gray/yellow	+	headlight switch, black 17 pin plug, pins 14, 16
Hazards	(same as turn signals)		
Turn Signal (Left)	black/white	+	Comfort Module left of steering column, white 15 pin plug, pin 15
Turn Signal (Right)	black/green	+	Comfort Module left of steering column, white 15 pin plug, pin 14
Headlight	yellow/green	+	headlight switch, black 17 pin plug, pin 7
Reverse Light	black/blue	+	driver kick, harness to rear
Left Front Door Trigger	brown/yellow (hatchback)	-	Comfort Module left of steering column, black 24 pin plug, pin 7
Left Front Door Trigger 2	brown/white (convertible)	-	Driver Door Module, 29 pin plug, pin 18
Right Front Door Trigger	brown/violet (hatchback)	-	Comfort Module left of steering column, black 24 pin plug, pin 4
Right Front Door Trigger 2	brown/white (convertible)	-	Passenger Door Module, 29 pin plug, pin 5

2009 Volkswagen New Beetle - North America

Item	Wire Color	Polarity	Wire Location
Dome Light	blue/gray	-	Comfort Module left of steering column, brown 23 pin plug, pin 21
Trunk/Hatch Pin	brown/black	-	Comfort Module left of steering column, brown 23 pin plug, pin 7
Hood Pin	brown/red	-	Comfort Module left of steering column, white 15 pin plug, pin 5
Trunk/Hatch Release	green/brown	-	Comfort Module left of steering column, brown 23 pin plug, pin 2
Trunk Release Motor	red/lt. blue	reverse	Comfort Module left of steering column, brown 23 pin plug, pin 18
Fuel Door Release	blue/red	+ (HB); - (CV)	fuel door release switch, black 5 pin plug, pin 4 (hatchback); 4 pin plug, pin 4 (convertible)
Tachometer	violet, violet/green, blue/red, violet/blue, or violet/gray	ac	any fuel injector, black 2 pin plug, pin 2
Clutch Pedal	brown or green/brown (some models)	-	clutch switch, 2 pin plug, pin 1
Clutch Pedal 2	gray/yellow (some models)	+	clutch switch, 2 pin plug, pin 2
Fuel Pump	blue/red	+	driver kick, harness to rear
Rear Defroster	white	+ latched	rear defogger switch, black 6 pin plug, pin 6
Mirror Defroster	(same as rear defroster, hatchback); black/brown (convertible)	+	Comfort Module left of steering column, brown 23 pin plug, pin 16
Left Front Heated Seat	black/yellow	reverse	driver heated seat switch, green 6 pin plug, pin 2
Right Front Heated Seat	black/yellow	reverse	passenger heated seat switch, brown 6 pin plug, pin 2
Speed Sense	blue/white	ac	Comfort Module left of steering column, brown 23 pin plug, pin 15
Brake Wire	red/black	+	brake switch, black 4 pin plug, pin 4
Parking Brake	brown/yellow	-	parking brake switch, black 2 pin plug, pin 1
Horn Trigger	black/yellow	+	horn relay under driver dash
Wipers	white/green (LO); green/yellow (HI); black/gray (ignition)	+	wiper switch, black 8 pin plug, pins 1, 6, 8
All Windows Up-Down	(use factory alarm arm/disarm)		
Convertible Top Open-Close	green - blue (function with ignition on only)	-	convertible top switch, 4 pin plug, pins 4 - 3
Radio 12V	red/white	+	radio, black 8 pin plug, pins 7, 5
Radio Ground	brown	-	radio, black 8 pin plug, pin 8
Radio Ignition	yellow/red or black/blue	+	radio, black 8 pin plug, pin 4
Radio Illumination	gray/blue (dimmer)	+	radio, black 8 pin plug, pin 6
Left Front Speaker (+/-)	blue/white - brown/white	+,-	radio, brown 8 pin plug, pins 5 - 6
Right Front Speaker (+/-)	red - brown or red - brown/red	+,-	radio, brown 8 pin plug, pins 3 - 4
Left Rear Speaker (+/-)	red/green - brown/green or blue - brown/blue	+,-	radio, brown 8 pin plug, pins 7 - 8
Right Rear Speaker (+/-)	blue - brown/blue	+,-	radio, brown 8 pin plug, pins 1 - 2
Left Front Speaker - With Amp	blue/black - brown/black (low); blue/white - brown/white (mid)	+,-	amplifier in trunk left side, 23 pin plug, pins 5 - 6 (low); pins 14 - 13 (mid)
Right Front Speaker - With Amp	red/yellow - brown/yellow (low); red - brown/red (mid)	+,-	amplifier in trunk left side, 23 pin plug, pins 7 - 8 (low); pins 16 - 15 (mid)
Left Front Tweeter - With Amp	white - black	+,-	amplifier in trunk left side, 23 pin plug, pins 9 - 11
Right Front Tweeter - With Amp	yellow - black	+,-	amplifier in trunk left side, 23 pin plug, pins 10 - 12

2009 Volkswagen New Beetle - North America			
Item	Wire Color	Polarity	Wire Location
Left Rear Speaker - With Amp	red/green - brown/green	+,-	amplifier in trunk left side, 23 pin plug, pins 1 - 2
Right Rear Speaker - With Amp	blue - brown/blue	+,-	amplifier in trunk left side, 23 pin plug, pins 3 - 4
Aux. Audio Input Left (+/-)	yellow - gray	+,-	radio, 20 pin plug, pins 8 - 10
Aux. Audio Input Right (+/-)	green - gray	+,-	radio, 20 pin plug, pins 9 - 10
RSE Audio Left (+/-)	violet - black (CD changer or satellite audio)	+,-	radio, 20 pin plug, pins 19 - 18
RSE Audio Right (+/-)	white - black (CD changer or satellite audio)	+,-	radio, 20 pin plug, pins 20 - 18
Satellite Radio 12 Volts	red/white	+	Satellite Radio in passenger footwell, 8 pin plug, pin 2
Satellite Radio Ground	brown	-	Satellite Radio in passenger footwell, 8 pin plug, pin 1
Satellite Radio Ignition	(CAN bus)		
Satellite Radio Antenna	(coaxial cable)		
Satellite Audio Left (+/-)	violet - black	+,-	Satellite Radio in passenger footwell, 8 pin plug, pins 6 - 5
Satellite Audio Right (+/-)	white - black	+,-	Satellite Radio in passenger footwell, 8 pin plug, pins 7 - 5
Headunit	irregular		center of dash
Left Front Speaker	6.5 or 9.0	3	left front door
Left Front Tweeter	1 or 3.5	1 or 2	left front pillar or dash
Right Front Speaker	6.5 or 9.0	3	right front door
Right Front Tweeter	1 or 3.5	1 or 2	right front pillar or dash
Left Rear Speaker	6.5	3	left rear side panel
Left Rear Tweeter	1	1	left rear side panel
Right Rear Speaker	6.5	3	right rear side panel
Right Rear Tweeter	1	1	right rear side panel


Wiring Photo and Notes: 12 Volts



There are no notes for this wire.


Wiring Photo and Notes: Second 12 Volts

Wiring Photo and Notes: Second 12 Volts




There are no notes for this wire.

Wiring Photo and Notes: Starter



There are no notes for this wire.


Wiring Photo and Notes: Ignition



There are no notes for this wire.


Wiring Photo and Notes: Accessory

Wiring Photo and Notes: Accessory




There are no notes for this wire.

Wiring Photo and Notes: Keysense



There are no notes for this wire.


Wiring Photo and Notes: CAN Bus High 2



There are no notes for this wire.


Wiring Photo and Notes: CAN Bus Low 2

Wiring Photo and Notes: CAN Bus Low 2




There are no notes for this wire.

Wiring Photo and Notes: CAN Bus High 3



There are no notes for this wire.


Wiring Photo and Notes: CAN Bus Low 3



There are no notes for this wire.


Wiring Photo and Notes: Power Lock

Wiring Photo and Notes: Power Lock




There are no notes for this wire.

Wiring Photo and Notes: Lock Motor



There are no notes for this wire.


Wiring Photo and Notes: Driver Unlock Motor



There are no notes for this wire.


Wiring Photo and Notes: Passenger Unlock Motor

Wiring Photo and Notes: Passenger Unlock Motor




There are no notes for this wire.

Wiring Photo and Notes: Factory Alarm Arm



There are no notes for this wire.


Wiring Photo and Notes: Parking Lights



There are no notes for this wire.


Wiring Photo and Notes: Turn Signal (Left)

Wiring Photo and Notes: Turn Signal (Left)




There are no notes for this wire.

Wiring Photo and Notes: Turn Signal (Right)



There are no notes for this wire.


Wiring Photo and Notes: Headlight



There are no notes for this wire.


Wiring Photo and Notes: Reverse Light

Wiring Photo and Notes: Reverse Light




There are no notes for this wire.

Wiring Photo and Notes: Left Front Door Trigger



There are no notes for this wire.


Wiring Photo and Notes: Right Front Door Trigger



There are no notes for this wire.


Wiring Photo and Notes: Dome Light

Wiring Photo and Notes: Dome Light




There are no notes for this wire.

Wiring Photo and Notes: Trunk/Hatch Pin



There are no notes for this wire.


Wiring Photo and Notes: Hood Pin



There are no notes for this wire.


Wiring Photo and Notes: Trunk/Hatch Release

Wiring Photo and Notes: Trunk/Hatch Release




There are no notes for this wire.

Wiring Photo and Notes: Trunk Release Motor



There are no notes for this wire.

Wiring Photo and Notes: Fuel Door Release



There are no notes for this wire.


Wiring Photo and Notes: Tachometer

Wiring Photo and Notes: Tachometer




There are no notes for this wire.

Wiring Photo and Notes: Clutch Pedal



There are no notes for this wire.


Wiring Photo and Notes: Fuel Pump



There are no notes for this wire.

Wiring Photo and Notes: Rear Defroster

Wiring Photo and Notes: Rear Defroster




There are no notes for this wire.

Wiring Photo and Notes: Left Front Heated Seat



There are no notes for this wire.


Wiring Photo and Notes: Right Front Heated Seat



There are no notes for this wire.

Wiring Photo and Notes: Speed Sense

Wiring Photo and Notes: Speed Sense



There are no notes for this wire.

Wiring Photo and Notes: Brake Wire



There are no notes for this wire.


Wiring Photo and Notes: Parking Brake



There are no notes for this wire.


Wiring Photo and Notes: Horn Trigger

Wiring Photo and Notes: Horn Trigger



There are no notes for this wire.

Wiring Photo and Notes: Wipers



There are no notes for this wire.