


2014 Audi Q5 (Smart Key w/PTS) - North America - Requested by ampire.de			
Item	Wire Color	Polarity	Wire Location
12 Volts	red/green (30A)	+	VESCM under driver dash, brown 17 pin plug, pin 16
Ground	(chassis ground)		
Starter	gray/blue; black/red; black/blue	-	electronic ignition switch, 16 pin plug, pins 13, 14, 6
Ignition	black/blue (for ignition sense only)	+	OBD-Data Link Connector, black 16 pin plug, pin 1
Accessory	white/violet (for accessory sense only)	+	cigarette lighter, 3 pin plug, pin 2
PTS 1	blue/yellow	-	start stop button, 4 pin plug, pin 3
PTS 2	blue/white	-	start stop button, 4 pin plug, pin 4
Keysense	black/yellow	-	electronic ignition switch, 16 pin plug, pin 5
Key Release	gray/yellow	+ or cut	electronic ignition switch, 16 pin plug, pin 15
Data Bus	IMMOBILIZER AND IGNITION INTERFACE REQUIRED FOR RS		
CAN Bus High	Orange/Red	Data	OBD-Data Link Connector, black 16 pin plug, pin 6
CAN Bus Low	Orange/Brown	Data	OBD-Data Link Connector, black 16 pin plug, pin 14
CAN Bus High 2	Orange/Green	Data	Driver Kick, door harness --or-- VESCM under driver dash, brown 16 pin plug, pin 15
CAN Bus Low 2	Orange/Brown	Data	Driver Kick, door harness --or-- VESCM under driver dash, brown 16 pin plug, pin 14
OBD 12 Volts	Red/Yellow (10A)	+	OBD-Data Link Connector, black 16 pin plug, pin 16
OBD Ground	Brown	-	OBD-Data Link Connector, black 16 pin plug, pin 4
Power Lock	violet/red	- resistor	Driver Door Module, 32 pin plug, pin 28
Power Unlock	(same as power lock)	- resistor	
Lock Motor	gray/green	5 wire	Driver Door Module, 20 pin plug, pin 13
Driver Unlock Motor	brown/blue	5 wire	Driver Door Module, 20 pin plug, pin 11
Passenger Unlock Motor	brown/blue	5 wire	Passenger Door Module, 20 pin plug, pin 11
Factory Alarm Arm	blue (driver door key lock)	-	Driver Door Module, 20 pin plug, pin 1
Factory Alarm Disarm	(same as factory alarm arm)	- 250 ohms	
Disarm No Unlock	(see factory alarm disarm)		
Parking Lights	gray/black (LF); gray/red (RF)	+	VESCM under dr dash, brn 17 pin plug, pin 2; red 17 pin plg, pin 12
Parking Lights -	(LIN bus)		
Hazards	red/yellow	-	VESCM under driver dash, gray 32 pin plug, pin 8
Turn Signal (Left)	black/white (F); black/blue (R)	+	VESCM, bn 17 pin plg, pin 5; Cmft Sys Mod, black 17 pin plug, pin 12
Turn Signal (Right)	black/green (F); black/green (R)	+	VESCM, rd 17 pin plg, pin10; Cmft Sys Mod, brown 17 pin plg, pin 13
Headlight	yellow/black (L); yellow or green/white (R)	+	VESCM under dr dash, brn 17 pin plg, pin 15; red 17 pin plg, pin 15
AutoLights	(LIN bus)		
Reverse Light	black	+	Comfort System Module in RR qrtr panel, brown 17 pin plug, pin 14
Left Front Door Trigger	gray/violet	-	Driver Door Module, 20 pin plug, pin 5
Right Front Door Trigger	gray/violet	-	Passenger Door Module, 20 pin plug, pin 5
Left Rear Door Trigger	gray/violet	-	Left Rear Door Module, 20 pin plug, pin 5
Right Rear Door Trigger	gray/violet	-	Right Rear Door Module, 20 pin plug, pin 5
Dome Light	blue	-	VESCM under driver dash, black 17 pin plug, pin 9
Trunk/Hatch Pin	green/yellow	-	Comfort System Module in RR qrtr panel, gray 32 pin plug, pin 4
Hood Pin	green/yellow	-	VESCM under driver dash, black 32 pin plug, pin 3
Trunk/Hatch Release	red	-	Driver Door Module, 32 pin plug, pin 23
Trunk Release Motor	green/red	5 wire	Comfort System Module in RR qrtr panel, black 17 pin plug, pin 5
Fuel Door Release	(locks/unlocks along with doors)		
Tachometer	blue/gray (2.0L)	ac	Camshaft Position Sensor, engine driver side, black 3 pin plug, pin 2


2014 Audi Q5 (Smart Key w/PTS) - North America - Requested by bp@ampire.de			
Item	Wire Color	Polarity	Wire Location
Tachometer 2	white/blue (3.0L)	ac	Camshaft Position Sensor, engine driver side top front, black 3 pin plug, pin 2
Fuel Pump	black/white	+	driver dash fuse panel, brn fuse carrier 2, pin 3A
Rear Defroster	white/red	+ latched	Comfort System Module in RR qrtr panel, black 32 pin plug, pin 4
Mirror Defroster	(CAN bus)		
Left Front Heated Seat	red/black (without ventilation)	5 wire	VESCM under driver dash, green 6 pin plug, pin 1
Right Front Heated Seat	red/green (without ventilation)	5 wire	VESCM under driver dash, green 6 pin plug, pin 6
Speed Sense	white/blue	ac	driver kick, brown 17 pin plug, pin 3
Brake Wire	red/black	+	brake switch, black 4 pin plug, pin 3
Parking Brake	gray/yellow	-	electric parking brake switch, 12 pin plug, pin 8
Horn Trigger	gray/yellow	+	VESCM under driver dash, black 32 pin plug, pin 29
Wipers	(LIN bus)		
Left Front Window (Up/Down)	(use factory alarm arm/disarm)		
Right Front Window (Up/Down)	(see left front window)		
Left Rear Window (Up/Down)	(see left front window)		
Right Rear Window (Up/Down)	(see left front window)		
Sun Roof (Open/Close)	(use factory alarm arm/disarm)		
Memory Seat 1	gray/yellow	- resistor	Driver Door Module, 32 pin plug, pin 19
Memory Seat 2	(same as memory seat 1)	- resistor	
Radio 12V	red/green, white/red, or red/violet	+	radio, black 16 pin plug, pin 15 or black 10 pin plug, pin 10
Radio Ground	brown	-	radio, black 16 pin plug, pin 12 or black 10 pin plug, pin 9
Radio Ignition	(CAN bus)		
Radio Illumination	(CAN bus)		
Factory Amp Turn-on	(CAN bus)		
Left Front Speaker (+/-)	red/blue - brown/blue	+,-	radio, brown 8 pin plug, pins 3 - 7
Right Front Speaker (+/-)	red/yellow - brown/yellow	+,-	radio, brown 8 pin plug, pins 2 - 6
Left Rear Speaker (+/-)	red/violet - brown/violet	+,-	radio, brown 8 pin plug, pins 4 - 8
Right Rear Speaker (+/-)	white/green - blue/green	+,-	radio, brown 8 pin plug, pins 1 - 5
Center Channel (+/-)	blue/white - black/white	+,-	radio, black 10 pin plug, pins 2 - 6
Subwoofer (+/-)	white/yellow - brown/yellow	+,-	radio, black 10 pin plug, pins 1 - 5
Aux. Audio Input Left (+/-)	yellow - gray or brown	+,-	radio, blue 12 pin plug, pins 1 - 2
Aux. Audio Input Right (+/-)	green - gray or brown	+,-	radio, blue 12 pin plug, pins 7 - 2
RSE Video (+/-)	(coaxial cable)		
RSE Audio Left (+/-)	(MOST bus)		
RSE Audio Right (+/-)	(MOST bus)		
Satellite Radio 12 Volts	(built into radio)		
Headunit	irregular		center of dash
Left Front Speaker	6.5	3	left front door
Left Front Tweeter	1 (tweeter); 2.5 (midrange)	1; 2	left front door (tweeter); front dash (midrange)
Right Front Speaker	6.5	3	right front door
Right Front Tweeter	1 (tweeter); 2.5 (midrange)	1; 2	right front door (tweeter); front dash (midrange)
Left Rear Speaker	6.5	3	left rear door
Left Rear Tweeter	1 (tweeter); 2.5 (surround)	1; 2	left rear door (tweeter); rear pillar (surround)
Right Rear Speaker	6.5	3	right rear door
Right Rear Tweeter	1 (tweeter); 2.5 (surround)	1; 2	right rear door (tweeter); rear pillar (surround)
Center Channel	2.5	2	top center of dash
Subwoofer	6.5	3	spare tire well
Satellite Radio Tuner	(built into radio)		

Wiring Photo and Notes: Starter




There are no notes for this wire.

Wiring Photo and Notes: CAN Bus High 2



There are no notes for this wire.

Wiring Photo and Notes: CAN Bus Low 2




There are no notes for this wire.

Wiring Photo and Notes: Parking Lights



The LR - RR are gray/black - gray (+) at the Comfort System Module in RR quarter panel, brown 17 pin plug, pin 11; black 17 pin plug, pin 10.

Wiring Photo and Notes: Brake Wire

Wiring Photo and Notes: Brake Wire

There are no notes for this wire.

Wiring Photo and Notes: Left Front Speaker (+/-)

On models with amplifier, the tweeter/midrange wires are red/blue - brown/blue at the amplifier in LR quarter panel, 32 pin plug, pins 4 - 16 (standard amp); 6 - 18 (premium amp). The woofer wires are red/blue - brown/blue at the amplifier, 32 pin plug, pins 23 - 28 (premium amp).

Wiring Photo and Notes: Right Front Speaker (+/-)

On models with amplifier, the tweeter/midrange wires are red/yellow - brown/yellow at the amplifier in LR quarter panel, 32 pin plug, pins 5 - 17 (standard amp); 7 - 19 (premium amp). The woofer wires are red/yellow - brown/yellow at the amplifier, 32 pin plug, pins 10 - 22 (premium amp).

Wiring Photo and Notes: Left Rear Speaker (+/-)

On models with amplifier, the speaker wires are red/purple - brown/purple at the amplifier in LR quarter panel, 32 pin plug, pins 6 - 18 (standard amp); 3 - 15 (premium amp). The surround wires are red/gray - brown/gray at the amplifier, 32 pin plug, pins 8 - 20 (premium amp).

Wiring Photo and Notes: Right Rear Speaker (+/-)

On models with amplifier, the speaker wires are white/green - blue/green at the amplifier in LR quarter panel, 32 pin plug, pins 7 - 19 (standard amp); 4 - 16 (premium amp). The surround wires are red/gray - brown/gray at the amplifier, 32 pin plug, pins 9 - 21 (premium amp).

Wiring Photo and Notes: Center Channel (+/-)

On models with amplifier, the speaker wires are blue/white - black/white at the amplifier in LR quarter panel, 32 pin plug, pins 8 - 20 (standard amp); 5 - 17 (premium amp).

Wiring Photo and Notes: Subwoofer (+/-)

On models with amplifier, the speaker wires are white/yellow - brown/yellow or blue/yellow at the amplifier in LR quarter panel, 32 pin plug, pins 3 - 15 (standard amp); 25 - 30 (premium amp).

© 2018 Directed. All rights reserved.

DirectWire and its vehicle information are for the sole use of authorized Directed personnel and its participating dealers and distributors. The information contained on these pages may contain confidential and privileged information. Any unauthorized review, use, disclosure or distribution is prohibited.